



# TEILE KATALOG

## FZ1-N (2D11) EUROPE

---



2006-02-06

1E2D1-332G1

( 2E2D1-332G1 )

| NEWS No.      | DATE         | COMMENT                   |
|---------------|--------------|---------------------------|
| PE0-MC-060014 | Feb.,6, 2006 | FIG.29 SEAT LIST REVISION |

**B1**

FZ1-N  
TEILE KATALOG  
©2005 Yamaha Motor Co., Ltd.  
1. Auflage, Dezember 2005  
Alle Rechte vorbehalten.  
Nachdruck, Vervielfältigung und  
Verbreitung, auch auszugsweise,  
ist ohne schriftliche Genehmigung der  
Yamaha Motor Co., Ltd.  
nicht gestattet.  
Printed in Japan.

**C1**

**FZ1-N**



**D1**

# VORWORT

Dieser Teile-Katalog bezieht sich auf die Teile für das/die auf dem Titelumschlag aufgeführte/n Modell/e. Gehen Sie bitte bei der Bestellung von Ersatzteilen anhand dieses Katalogs vor, und geben Sie stets die korrekten Teile-Nummern und Teile-Bezeichnungen an.

1. Modifikationen oder Ergänzungen, die nach der Veröffentlichung dieses Teile-Katalogs erfolgt sind, werden in den Parts News bekanntgegeben.  
Wir bitten Sie daher, eventuell notwendige Änderungen des Teile-Katalogs anhand von Parts News selbst vorzunehmen.

2. Abkürzungen

Die folgenden Abkürzungen wurden in diesem Teile-Katalog verwendet.

“UR” Die angegebene Stückzahl verwenden.

“UN” Die jeweils erforderliche Stückzahl verwenden.

“AP” Alternative Teile

“LM” Örtlich angefertigt (Teile sind vor Ort zu beschaffen)

“F#” Rahmen-Nr. (Zutreffende Maschinen-Nr.)

“O/S” Übergröße

3. Anzahl der Teile einer Baugruppe

- Teile, die in einer Baugruppe zusammen geliefert werden, sind, gemäß dem folgenden Beispiel, mit einem Punkt (.) vor der Teilebezeichnung gekennzeichnet.
- Die Zahl rechts von der Teilebezeichnung gibt die Stückzahl des betreffenden Teiles für die einzelne Baugruppe an.

| TEILE-NR.    | BEZEICHNUNG              | STCK. | BEMERKUNG |
|--------------|--------------------------|-------|-----------|
| 2F5-83310-60 | Vorderer blinker kompl.1 | 2     |           |
| 115-83311-60 | .Glübirne (6V-18W)       | 1     |           |

4. Die zutreffenden Farben der Dekore sind gemäß der folgenden Tabelle in der Spalte “Bemerkung” angegeben.

| TEILE-NR.       | BEZEICHNUNG           | STCK. | BEMERKUNG |
|-----------------|-----------------------|-------|-----------|
| 2N4-24110-00-X5 | Kraftstofftank kompl. | 2     | MXR       |
| 3J1-24240-10    | .Aufklebersatz        | 1     | FUR MXR   |

5. Beachten Sie, daß die Abbildungen keine Montageanleitungen darstellen, sondern lediglich beim Auffinden von Teile-Nummern helfen sollen. Beim Zusammenbau ist daher unbedingt nach dem zugehörigen Werkstatthandbuch vorzugehen.

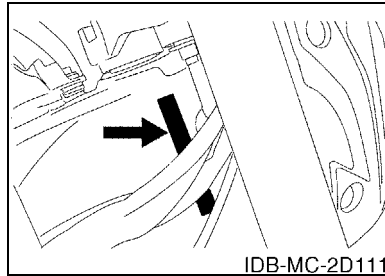
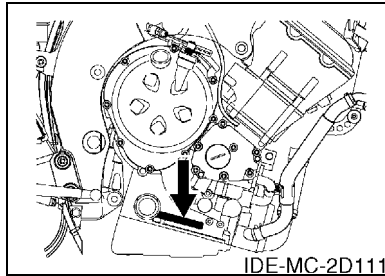
6. Das Sternchen (\*) vor einer Ref.-Nr. gibt Informationen über Änderungen, die gegenüber der vorherigen Ausgabe modifiziert worden sind.

# VORWORT

## 7. Zutreffende Serien-Nr.

Motor-Serien-Nr.

Rahmen-Serien-Nr.



## 8. Zutreffender Farbcode (Das Zeichen (\*) verweist auf die Farbe des Modells.)

| Abkürzung | Farbenbezeichnung            | Farbencode |
|-----------|------------------------------|------------|
| LGB       | LOW GLOSS BLACK              | 0098       |
| LRYS1(*)  | LIGHT REDDISH YELLOW SOLID 1 | 0386       |
| MBL2      | MAT BLACK 2                  | 0582       |
| MBM3      | MAT BLUE METALLIC 3          | 0960       |
| S3(*)     | SILVER 3                     | 0791       |
| SMX(*)    | BLACK METALLIC X             | 0903       |
|           |                              |            |
|           |                              |            |
|           |                              |            |
|           |                              |            |



# INHALTSVERZEICHNIS

## MOTOR

|                                     |    |
|-------------------------------------|----|
| ZYLINDERKOPF .....                  | B2 |
| ZYLINDER .....                      | D2 |
| KURBELWELLE & KOLBEN .....          | E2 |
| VENTIL .....                        | F2 |
| NOCKENWELLE&NOCKENWELLENKETTE ..... | H2 |
| WASSERPUMPE .....                   | I2 |
| KUEHLER & SCHLAEUCHE .....          | K2 |
| OLPUMPE .....                       | B3 |
| OLFILTER .....                      | C3 |
| EINLASS .....                       | D3 |
| EINLASS 2 .....                     | E3 |
| LUFTLEITUNGSSYSTEM .....            | G3 |
| AUSLASS .....                       | H3 |
| KURBELGEHAUSE .....                 | I3 |
| KURBELGEHAUSEDECKEL 1 .....         | J3 |
| ANLASSER .....                      | L3 |
| KUPPLUNG .....                      | B4 |
| GETRIEBE .....                      | D4 |
| SCHALTNOCKE & SCHALTGABEL .....     | F4 |
| SCHALTWELLE & SCHALTPEDAL .....     | G4 |

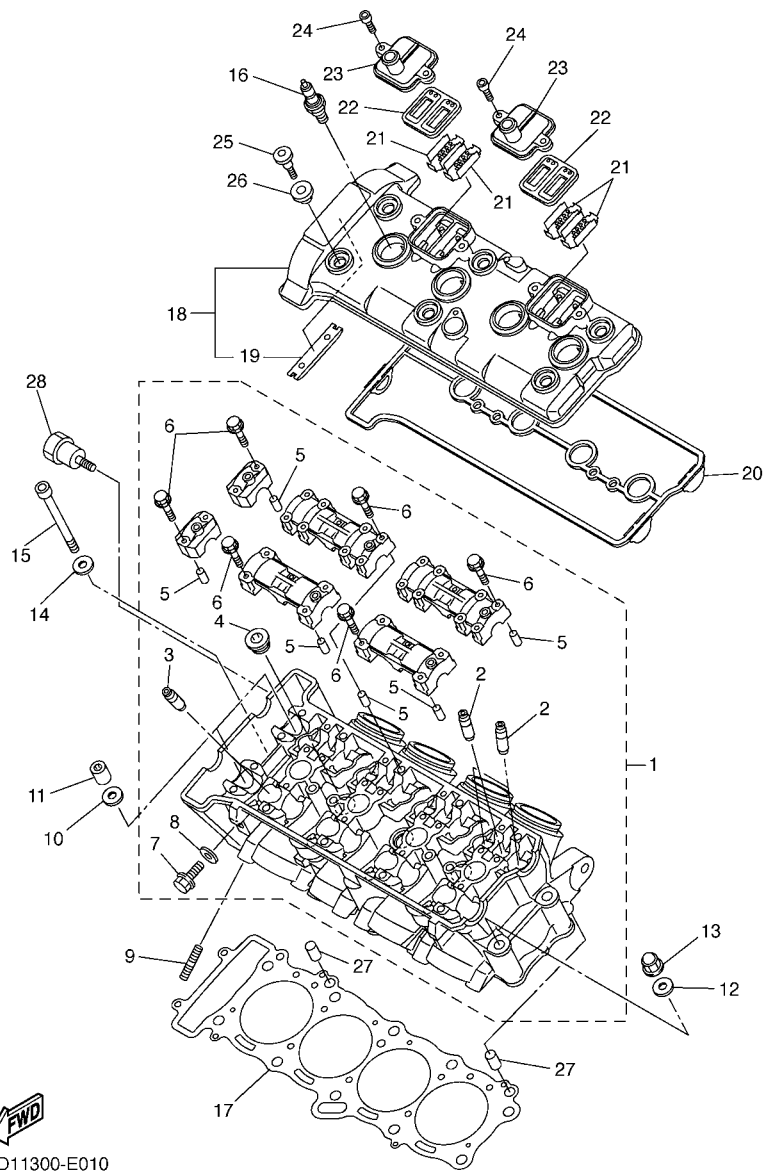
## FAHRGESTELL

|                                   |    |
|-----------------------------------|----|
| RAHMEN .....                      | H4 |
| KOTFLUGEL .....                   | J4 |
| SEITENDECKEL .....                | L4 |
| HINTERRADSCHWINGE .....           | B5 |
| HINTERRADAUFHANGUNG .....         | D5 |
| LENKUNG .....                     | E5 |
| VORDERRADGABEL .....              | F5 |
| KRAFTSTOFFTANK .....              | H5 |
| SITZ .....                        | J5 |
| VORDERRAD .....                   | K5 |
| VORDERRAD BREMSSATTEL .....       | L5 |
| HINTERRAD .....                   | B6 |
| HINTERRAD BREMSSATTEL .....       | D6 |
| LENKER & KABEL .....              | E6 |
| VORDERER HAUPTBREMSZYLINDER ..... | F6 |
| STAENDER & FUSSRASTE .....        | G6 |
| HINTERER HAUPTBREMSZYLINDER ..... | J6 |
| LICHTMASCHINE .....               | K6 |
| ANLASSER .....                    | L6 |

|                                 |    |
|---------------------------------|----|
| BLINKLEUCHE .....               | B7 |
| METER .....                     | C7 |
| SCHEINWERFER .....              | D7 |
| SCHLUSSLEUCHE .....             | E7 |
| LENKERSCHALTER & HEBEL .....    | F7 |
| ELEKTRISCHE AUSRUESTUNG 1 ..... | G7 |
| ELEKTRISCHE AUSRUESTUNG 2 ..... | I7 |

## VERZEICHNIS

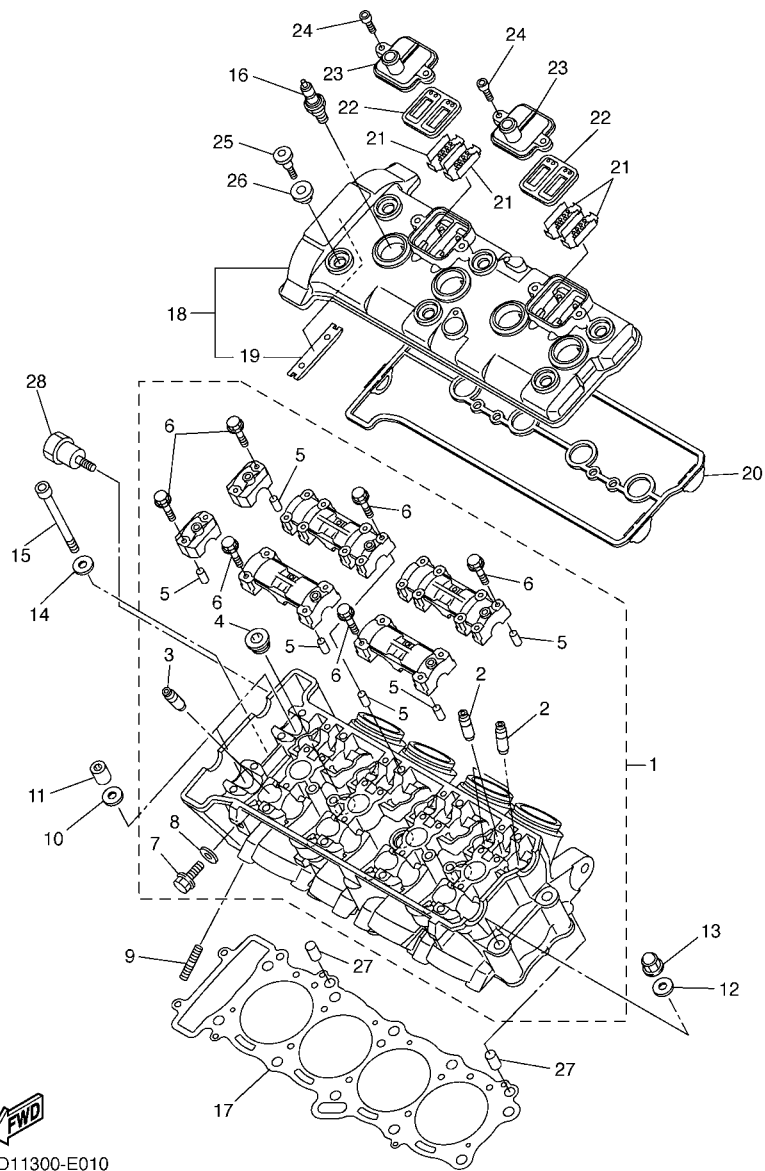
|                          |     |
|--------------------------|-----|
| NUMMERNVERZEICHNIS ..... | M16 |
|--------------------------|-----|



2D11300-E010

FIG. 1 ZYLINDERKOPF

| REF. NR. | TEILE-NR.    | BEZEICHUNG                  | 2D11 |  |  |  |  | BEMERKUNG |
|----------|--------------|-----------------------------|------|--|--|--|--|-----------|
| 1        | 5VY-11101-20 | ZYLINDERKOPF                | 1    |  |  |  |  |           |
| 2        | 5VY-11133-10 | .FUHRUNG, VENTIL 1          | 12   |  |  |  |  |           |
| 3        | 5VY-11134-10 | .FUHRUNG, VENTIL 2          | 8    |  |  |  |  |           |
| 4        | 90340-18002  | .VERSCHLUSSSCHRAUBE, ZYL.   | 3    |  |  |  |  |           |
| 5        | 91808-16023  | .PASSTIFT                   | 6    |  |  |  |  |           |
| 6        | 90105-06026  | .SCHRAUBE                   | 28   |  |  |  |  |           |
| 7        | 95024-06012  | .FLANSCHSCHRAUBE            | 1    |  |  |  |  |           |
| 8        | 90430-06014  | .DICHTUNG                   | 1    |  |  |  |  |           |
| 9        | 95612-08625  | STEBOLZEN                   | 8    |  |  |  |  |           |
| 10       | 90201-10033  | UNTERLEGSCHIBE              | 8    |  |  |  |  |           |
| 11       | 90179-10006  | MUTTER                      | 8    |  |  |  |  |           |
| 12       | 90201-10033  | UNTERLEGSCHIBE              | 2    |  |  |  |  |           |
| 13       | 90176-10075  | KRONENMUTTER                | 2    |  |  |  |  |           |
| 14       | 90201-06034  | UNTERLEGSCHIBE              | 2    |  |  |  |  |           |
| 15       | 91314-06105  | SCHRAUBE                    | 2    |  |  |  |  |           |
| 16       | 94701-00403  | ZUNDKERZE (NGK CR9EK)       | 4    |  |  |  |  |           |
| 17       | 2D1-11181-00 | DICHTUNG, ZYLINDERKOPF 1    | 1    |  |  |  |  |           |
| 18       | 5VY-11191-01 | DECKEL, ZYLINDERKOPF 1      | 1    |  |  |  |  |           |
| 19       | 5BE-12241-00 | .FUHRUNG, ANSCHLAG 2        | 1    |  |  |  |  |           |
| 20       | 5VY-11193-10 | DICHTUNG, ZYL. KOPFDECKEL 1 | 1    |  |  |  |  |           |
| 21       | 5VY-1482K-00 | PLATTE                      | 4    |  |  |  |  |           |
| 22       | 5SL-14890-10 | ZUNGENVENTILEINHEIT         | 2    |  |  |  |  |           |
| 23       | 5VY-14899-00 | VERSCHLUSSKAPPE, GEHAUSE    | 2    |  |  |  |  |           |
| 24       | 90110-06178  | INNENSECHSKANTSCHRAUBE      | 4    |  |  |  |  |           |
| 25       | 90109-066F0  | SCHRAUBE                    | 6    |  |  |  |  |           |
| 26       | 5VY-1111G-00 | GUMMILAGER 1                | 6    |  |  |  |  |           |
| 27       | 99530-10114  | PASSTIFT                    | 2    |  |  |  |  |           |

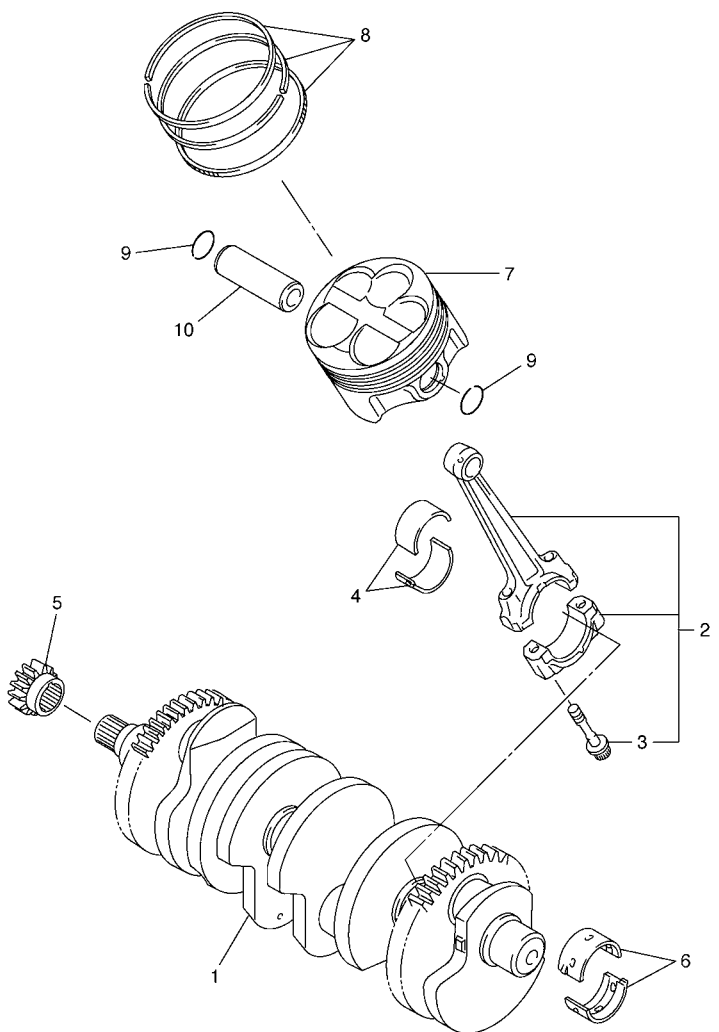


FWD  
2D11300-E010

FIG. 1 ZYLINDERKOPF

| REF. NR. | TEILE-NR.    | BEZEICHUNG | 2D11 |  |  |  |  | BEMERKUNG |
|----------|--------------|------------|------|--|--|--|--|-----------|
| 28       | 2D1-11026-00 | SCHRAUBE   | 1    |  |  |  |  |           |
|          |              |            |      |  |  |  |  |           |
|          |              |            |      |  |  |  |  |           |
|          |              |            |      |  |  |  |  |           |
|          |              |            |      |  |  |  |  |           |
|          |              |            |      |  |  |  |  |           |
|          |              |            |      |  |  |  |  |           |
|          |              |            |      |  |  |  |  |           |
|          |              |            |      |  |  |  |  |           |
|          |              |            |      |  |  |  |  |           |

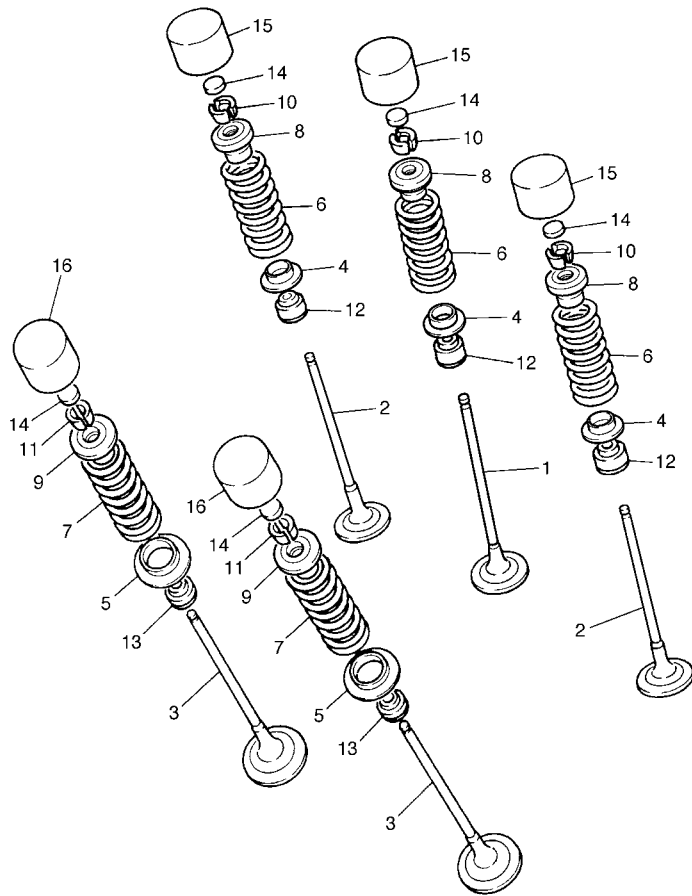




**FIG. 3 KURBELWELLE & KOLBEN**

| REF. NR. | TEILE-NR.    | BEZEICHNUNG               | 2D11 |  |  |  | BEMERKUNG  |
|----------|--------------|---------------------------|------|--|--|--|------------|
| 1        | 2D1-11411-00 | KURBELWELLE               | 1    |  |  |  |            |
| 2        | 5VY-11650-01 | PLEUELSTANGENGRUPPE       | 4    |  |  |  |            |
| 3        | 5VY-11654-01 | .SCHRAUBE, PLEUELSTANGE   | 2    |  |  |  |            |
| 4        | 2D1-11656-00 | GLEITLAGER, PLEUELSTANGE  | 8    |  |  |  | UR BLAU    |
|          | 2D1-11656-10 | GLEITLAGER, PLEUELSTANGE  | 8    |  |  |  | UR SCHWARZ |
|          | 2D1-11656-20 | GLEITLAGER, PLEUELSTANGE  | 8    |  |  |  | UR BRAUN   |
|          | 2D1-11656-30 | GLEITLAGER, PLEUELSTANGE  | 8    |  |  |  | UR GRUN    |
| 5        | 5VY-11549-00 | STEUERKETTENRAD           | 1    |  |  |  |            |
| 6        | 5VY-11416-A0 | GLEITLAGER, KURBELWELLE 1 | 10   |  |  |  | UR WEISS   |
|          | 5VY-11416-00 | GLEITLAGER, KURBELWELLE 1 | 10   |  |  |  | UR BLAU    |
|          | 5VY-11416-10 | GLEITLAGER, KURBELWELLE 1 | 10   |  |  |  | UR SCHWARZ |
|          | 5VY-11416-20 | GLEITLAGER, KURBELWELLE 1 | 10   |  |  |  | UR BRAUN   |
|          | 5VY-11416-30 | GLEITLAGER, KURBELWELLE 1 | 10   |  |  |  | UR GRUN    |
| 7        | 5VY-11631-10 | KOLBEN (STD)              | 4    |  |  |  |            |
| 8        | 5VY-11603-01 | KOLBENRINGSATZ (STD)      | 4    |  |  |  |            |
| 9        | 90468-12069  | KLEMME                    | 8    |  |  |  |            |
| 10       | 5VY-11633-00 | BOLZEN, KOLBEN            | 4    |  |  |  |            |
|          |              |                           |      |  |  |  |            |
|          |              |                           |      |  |  |  |            |
|          |              |                           |      |  |  |  |            |
|          |              |                           |      |  |  |  |            |

  
2D11300-E030



5VY1300-C040

FIG. 4 VENTIL

| REF. NR. | TEILE-NR.    | BEZEICHUNG             | 2011 |  |  |  | BEMERKUNG |
|----------|--------------|------------------------|------|--|--|--|-----------|
| 1        | 5VY-12111-00 | VENTIL, EINLASS        | 4    |  |  |  |           |
| 2        | 5VY-12112-00 | VENTIL, EINLASS 2      | 8    |  |  |  |           |
| 3        | 5VY-12121-00 | VENTIL, AUSLASS        | 8    |  |  |  |           |
| 4        | 5NL-12116-00 | SITZ, VENTILFEDER      | 12   |  |  |  |           |
| 5        | 3GM-12126-00 | SITZ, VENTILFEDER 2    | 8    |  |  |  |           |
| 6        | 2D1-12113-00 | FEDER, VENTIL INNEN    | 12   |  |  |  |           |
| 7        | 2D1-12114-00 | FEDER, VENTIL AUSSEN   | 8    |  |  |  |           |
| 8        | 1HX-12117-00 | HALTER, VENTILFEDER    | 12   |  |  |  |           |
| 9        | 1WG-12117-00 | HALTER, VENTILFEDER    | 8    |  |  |  |           |
| 10       | 1HX-12118-00 | KEIL, VENTIL           | 24   |  |  |  |           |
| 11       | 1WG-12118-00 | KEIL, VENTIL           | 16   |  |  |  |           |
| 12       | 4TV-12119-00 | DICHTUNG, VENTILSITZ   | 12   |  |  |  |           |
| 13       | 4SV-12119-00 | DICHTUNG, VENTILSITZ   | 8    |  |  |  |           |
| 14       | 1HX-12168-00 | EINTELLSTUECK 2 (1.20) | 20   |  |  |  | UR        |
|          | 1HX-12168-20 | EINTELLSTUECK 2 (1.25) | 20   |  |  |  | UR        |
|          | 1HX-12168-40 | EINTELLSTUECK 2 (1.30) | 20   |  |  |  | UR        |
|          | 1HX-12168-60 | EINTELLSTUECK 2 (1.35) | 20   |  |  |  | UR        |
|          | 1HX-12168-80 | EINTELLSTUECK 2 (1.40) | 20   |  |  |  | UR        |
|          | 1HX-12168-A0 | EINTELLSTUECK 2 (1.45) | 20   |  |  |  | UR        |
|          | 1HX-12168-F0 | EINTELLSTUECK 2 (1.50) | 20   |  |  |  | UR        |
|          | 1HX-12168-H1 | EINTELLSTUECK 2 (1.55) | 20   |  |  |  | UR        |
|          | 1HX-12168-K1 | EINTELLSTUECK 2 (1.60) | 20   |  |  |  | UR        |
|          | 1HX-12168-M1 | EINTELLSTUECK 2 (1.65) | 20   |  |  |  | UR        |
|          | 1HX-12168-R1 | EINTELLSTUECK 2 (1.70) | 20   |  |  |  | UR        |
|          | 1HX-12168-U1 | EINTELLSTUECK 2 (1.75) | 20   |  |  |  | UR        |
|          | 1HX-12168-W1 | EINTELLSTUECK 2 (1.80) | 20   |  |  |  | UR        |
|          | 1HX-12168-Y1 | EINTELLSTUECK 2 (1.85) | 20   |  |  |  | UR        |

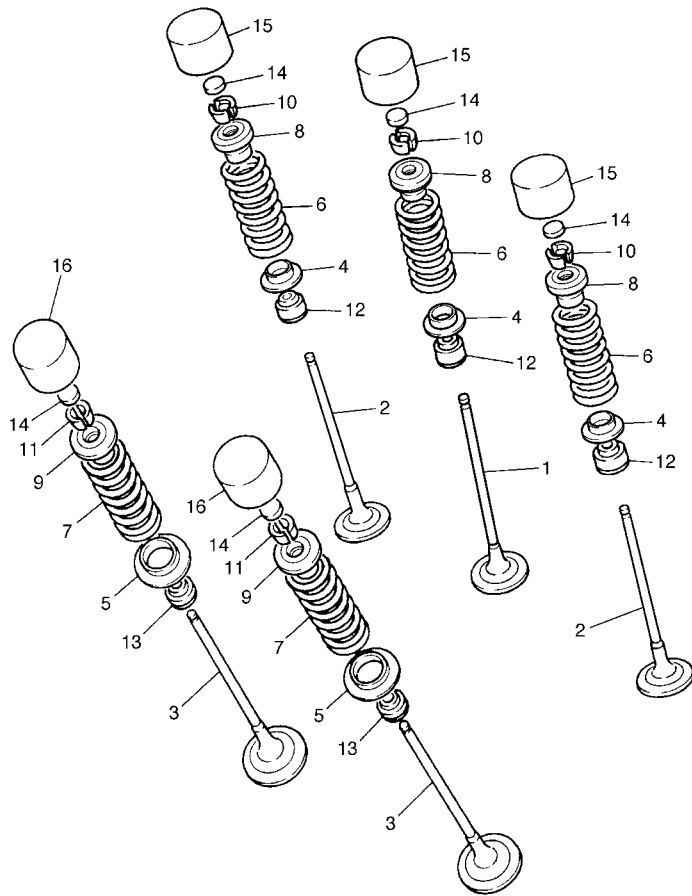


FIG. 4 VENTIL

| REF. NR. | TEILE-NR.    | BEZEICHUNG            | 2011 |  |  |  | BEMERKUNG |
|----------|--------------|-----------------------|------|--|--|--|-----------|
| 14       | 1HX-12169-11 | EINTELLSTÜCK 2 (1.90) | 20   |  |  |  | UR        |
|          | 1HX-12169-31 | EINTELLSTÜCK 2 (1.95) | 20   |  |  |  | UR        |
|          | 1HX-12169-50 | EINTELLSTÜCK 2 (2.00) | 20   |  |  |  | UR        |
|          | 1HX-12169-70 | EINTELLSTÜCK 2 (2.05) | 20   |  |  |  | UR        |
|          | 1HX-12169-90 | EINTELLSTÜCK 2 (2.10) | 20   |  |  |  | UR        |
|          | 1HX-12169-E0 | EINTELLSTÜCK 2 (2.15) | 20   |  |  |  | UR        |
|          | 1HX-12169-G0 | EINTELLSTÜCK 2 (2.20) | 20   |  |  |  | UR        |
|          | 1HX-12169-J0 | EINTELLSTÜCK 2 (2.25) | 20   |  |  |  | UR        |
|          | 1HX-12169-L0 | EINTELLSTÜCK 2 (2.30) | 20   |  |  |  | UR        |
|          | 1HX-12169-N0 | EINTELLSTÜCK 2 (2.35) | 20   |  |  |  | UR        |
|          | 1HX-12169-T0 | EINTELLSTÜCK 2 (2.40) | 20   |  |  |  | UR        |
| 15       | 3LN-12153-20 | STOSSEL, VENTIL       | 12   |  |  |  | UR BLAU   |
|          | 3LN-12153-30 | STOSSEL, VENTIL       | 12   |  |  |  | UR ROT    |
|          | 3LN-12153-09 | STOSSEL, VENTIL (UG)  | 12   |  |  |  | UR GRÜN   |
| 16       | 3FV-12153-20 | STOSSEL, VENTIL       | 8    |  |  |  | UR BLAU   |
|          | 3FV-12153-30 | STOSSEL, VENTIL       | 8    |  |  |  | UR ROT    |
|          | 3FV-12153-09 | STOSSEL, VENTIL (UG)  | 8    |  |  |  | UR GRÜN   |



5VY1300-C040

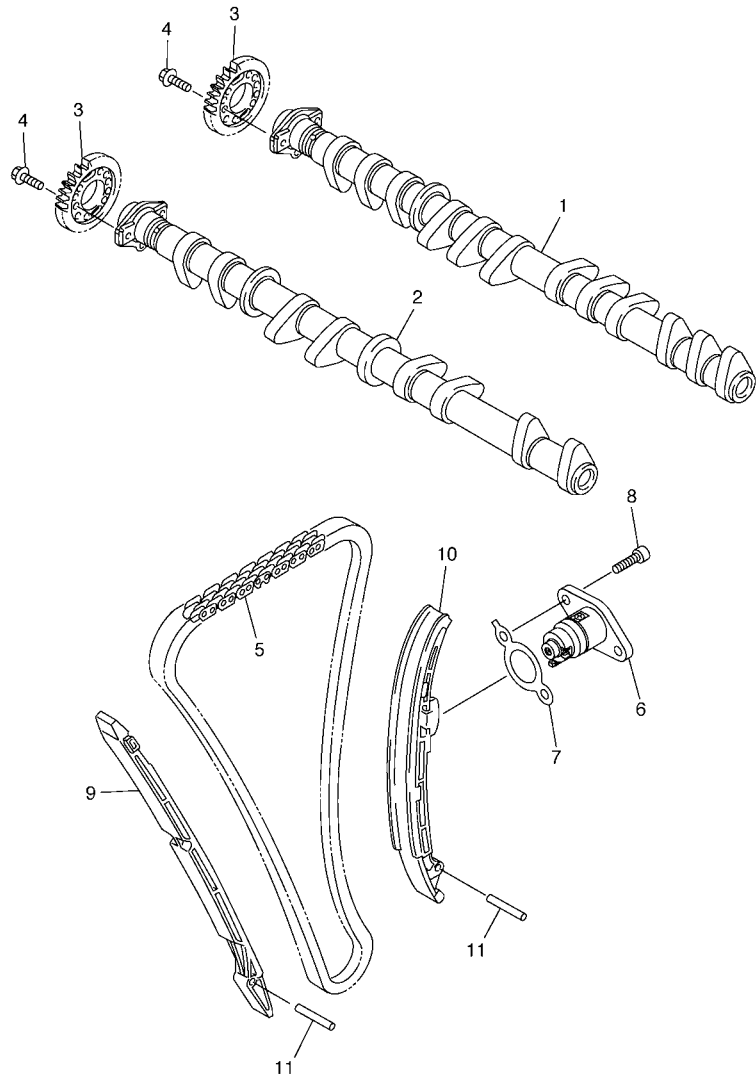
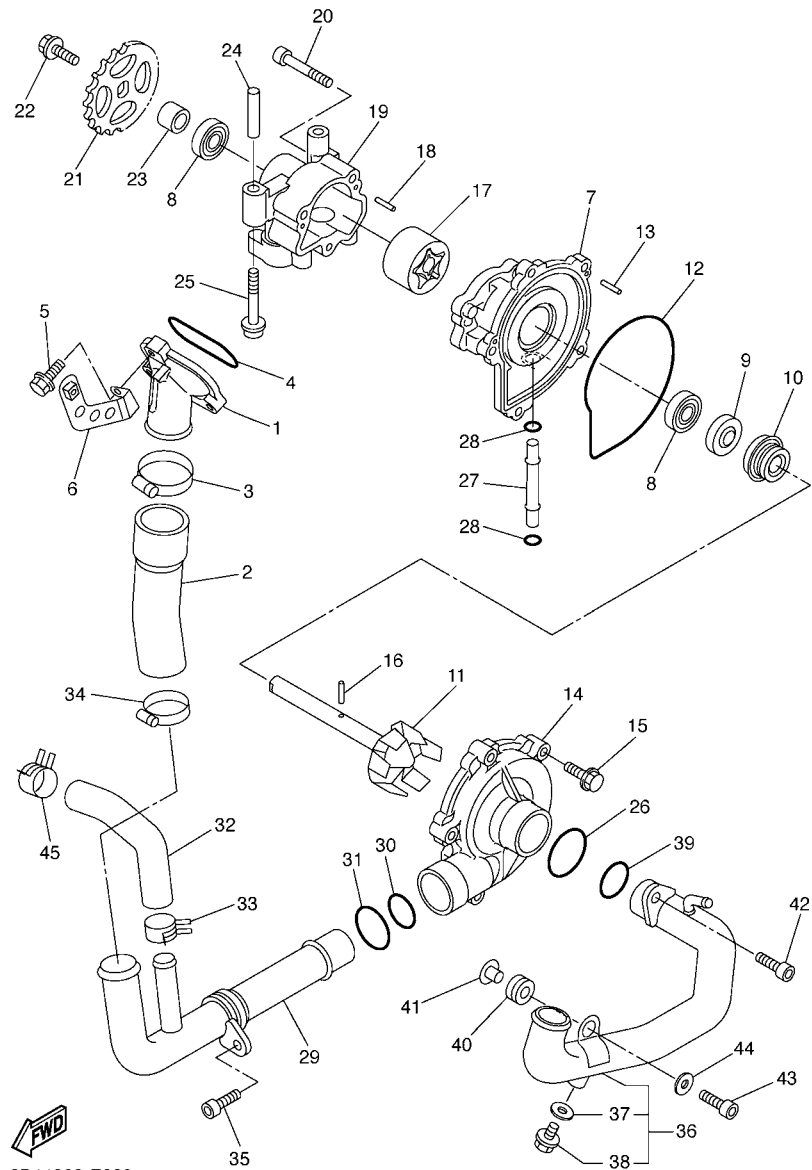


FIG. 5 NOCKENWELLE&NOCKENWELLENKETTE

| REF. NR. | TEILE-NR.    | BEZEICHNUNG              | 2D11 |  |  |  |  | BEMERKUNG |
|----------|--------------|--------------------------|------|--|--|--|--|-----------|
| 1        | 2D1-12170-00 | NOCKENWELLENGRUPPE 1     | 1    |  |  |  |  |           |
| 2        | 2D1-12180-00 | NOCKENWELLENGRUPPE 2     | 1    |  |  |  |  |           |
| 3        | 5VY-12176-00 | KETTENRAD, STEUERKETTE   | 2    |  |  |  |  |           |
| 4        | 90105-07006  | SCHRAUBE                 | 4    |  |  |  |  |           |
| 5        | 94591-60122  | KETTE                    | 1    |  |  |  |  |           |
| 6        | 5VY-12210-10 | STEUERKETTENSANNER       | 1    |  |  |  |  |           |
| 7        | 2D1-12213-00 | DICHTUNG, SPANNERGEHAUSE | 1    |  |  |  |  |           |
| 8        | 91314-06020  | SCHRAUBE                 | 2    |  |  |  |  |           |
| 9        | 5VY-12251-00 | DAMPFER, KETTE 1         | 1    |  |  |  |  |           |
| 10       | 5VY-12252-00 | DAMPFER, KETTE 2         | 1    |  |  |  |  |           |
| 11       | 93607-44190  | PASSSTIFT                | 2    |  |  |  |  |           |
|          |              |                          |      |  |  |  |  |           |
|          |              |                          |      |  |  |  |  |           |
|          |              |                          |      |  |  |  |  |           |
|          |              |                          |      |  |  |  |  |           |



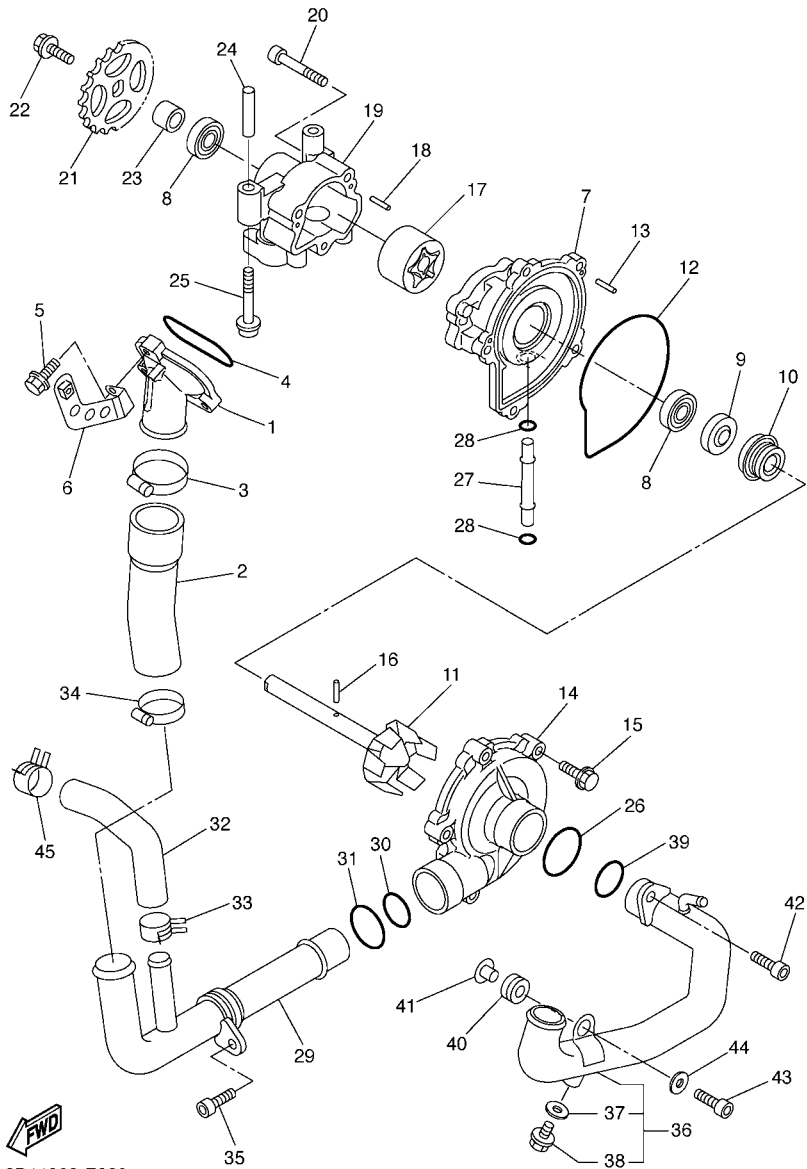
5VYE300-E050



2D11300-E060

FIG. 6 WASSERPUMPE

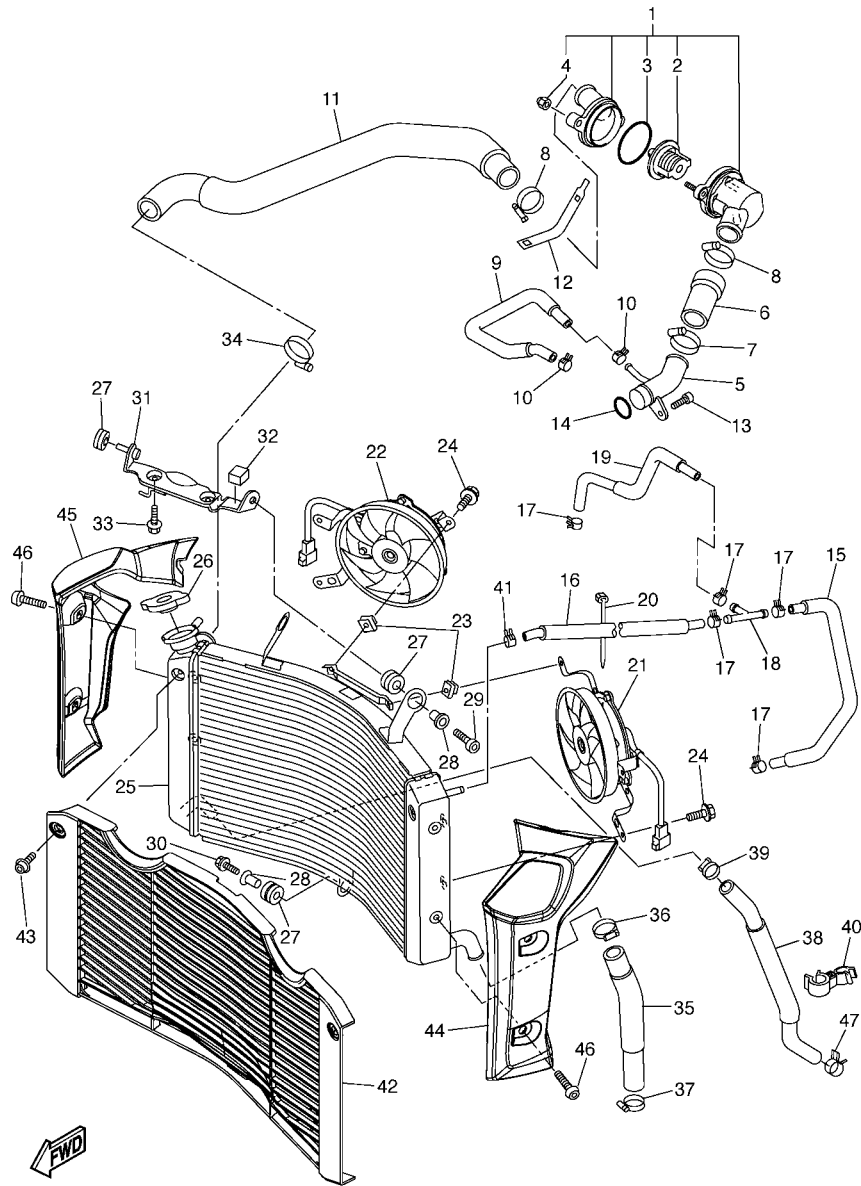
| REF. NR. | TEILE-NR.    | BEZEICHNUNG            | 2D11 |  |  |  |  | BEMERKUNG |
|----------|--------------|------------------------|------|--|--|--|--|-----------|
| 1        | 5VY-12469-00 | VERBINDUNG 1           | 1    |  |  |  |  |           |
| 2        | 5VY-12576-00 | SCHLAUCH 1             | 1    |  |  |  |  |           |
| 3        | 90450-38040  | SCHLAUCHSCHELLE        | 1    |  |  |  |  |           |
| 4        | 93210-47675  | O-RING                 | 1    |  |  |  |  |           |
| 5        | 95024-06025  | FLANSCHSCHRAUBE        | 3    |  |  |  |  |           |
| 6        | 2D1-12637-00 | STÜTZE 1               | 1    |  |  |  |  |           |
| 7        | 5VY-12421-00 | GEHAUSE, WASSERPUMPE   | 1    |  |  |  |  |           |
| 8        | 93306-00106  | LAGER                  | 2    |  |  |  |  |           |
| 9        | 93102-12372  | WELLENDICHTRING        | 1    |  |  |  |  |           |
| 10       | 11H-12438-10 | DICHTUNG, MECHANISCH   | 1    |  |  |  |  |           |
| 11       | 5VY-12450-10 | FLUGELRADWELLE         | 1    |  |  |  |  |           |
| 12       | 4XV-12439-00 | O-RING                 | 1    |  |  |  |  |           |
| 13       | 93603-12007  | PASSTIFT               | 2    |  |  |  |  |           |
| 14       | 5VY-12422-00 | DECKEL, GEHAUSE        | 1    |  |  |  |  |           |
| 15       | 90105-06065  | SCHRAUBE               | 5    |  |  |  |  |           |
| 16       | 93603-17070  | PASSTIFT               | 1    |  |  |  |  |           |
| 17       | 5VY-13310-10 | ROTOREINHEIT 1         | 1    |  |  |  |  |           |
| 18       | 93603-12007  | PASSTIFT               | 2    |  |  |  |  |           |
| 19       | 5VY-13336-00 | GEHAUSE, ROTOR         | 1    |  |  |  |  |           |
| 20       | 91312-06040  | SCHRAUBE               | 3    |  |  |  |  |           |
| 21       | 5VY-13355-00 | KETTENRAD, ANTRIEB     | 1    |  |  |  |  |           |
| 22       | 90105-06066  | SCHRAUBE               | 1    |  |  |  |  |           |
| 23       | 5VY-12456-10 | SCHEIBE                | 1    |  |  |  |  |           |
| 24       | 91808-30031  | PASSTIFT               | 1    |  |  |  |  |           |
| 25       | 90110-06167  | INNENSECHSKANTSCHRAUBE | 2    |  |  |  |  |           |
| 26       | 93210-357A2  | O-RING                 | 1    |  |  |  |  |           |
| 27       | 4XV-12485-00 | ROHR 5                 | 1    |  |  |  |  |           |



2D11300-E060

FIG. 6 WASSERPUMPE

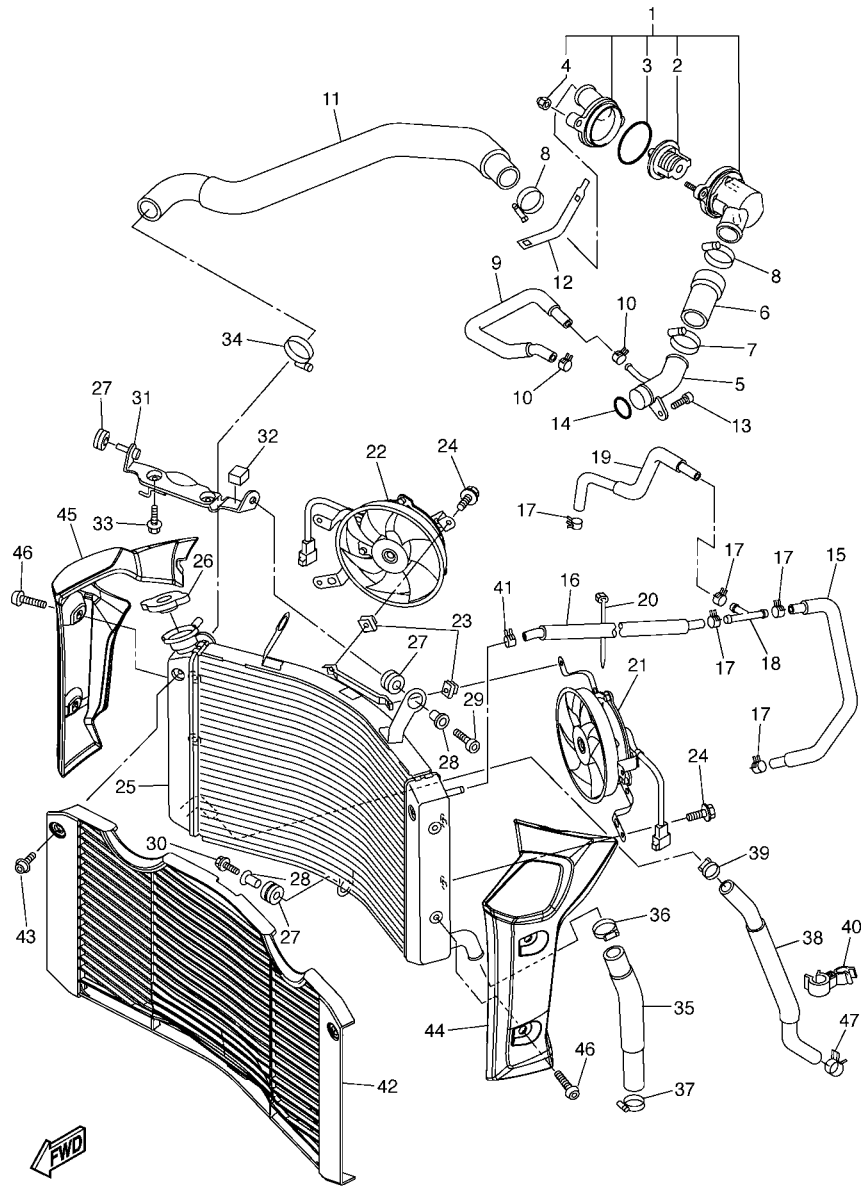
| REF. NR. | TEILE-NR.    | BEZEICHNUNG            | 2011 |  |  |  |  | BEMERKUNG |
|----------|--------------|------------------------|------|--|--|--|--|-----------|
| 28       | 93210-06667  | O-RING                 | 2    |  |  |  |  |           |
| 29       | 5VY-12481-10 | ROHR 1                 | 1    |  |  |  |  |           |
| 30       | 93210-235A1  | O-RING                 | 1    |  |  |  |  |           |
| 31       | 93210-27370  | O-RING                 | 1    |  |  |  |  |           |
| 32       | 5VY-12588-00 | SCHLAUCH 5             | 1    |  |  |  |  |           |
| 33       | 90467-200A0  | KLEMME                 | 1    |  |  |  |  |           |
| 34       | 90450-32001  | SCHLAUCHSCHELLE        | 1    |  |  |  |  |           |
| 35       | 90110-06161  | INNENSECHSKANTSCHRAUBE | 1    |  |  |  |  |           |
| 36       | 2D1-12484-00 | ROHR 4                 | 1    |  |  |  |  |           |
| 37       | 90430-06014  | .DICHTUNG              | 1    |  |  |  |  |           |
| 38       | 90153-06002  | .SECHSKANTSCHRAUBE     | 1    |  |  |  |  |           |
| 39       | 93210-235A1  | O-RING                 | 1    |  |  |  |  |           |
| 40       | 90480-12010  | GUMMITULLE             | 1    |  |  |  |  |           |
| 41       | 90387-06112  | HULSE                  | 1    |  |  |  |  |           |
| 42       | 90110-06161  | INNENSECHSKANTSCHRAUBE | 1    |  |  |  |  |           |
| 43       | 90110-06174  | INNENSECHSKANTSCHRAUBE | 1    |  |  |  |  |           |
| 44       | 90201-06079  | UNTERLEGSCHIBE         | 1    |  |  |  |  |           |
| 45       | 90467-200A0  | KLEMME                 | 1    |  |  |  |  |           |
|          |              |                        |      |  |  |  |  |           |
|          |              |                        |      |  |  |  |  |           |
|          |              |                        |      |  |  |  |  |           |
|          |              |                        |      |  |  |  |  |           |



2D11300-E070

FIG. 7 KUEHLER & SCHLAEUICHE

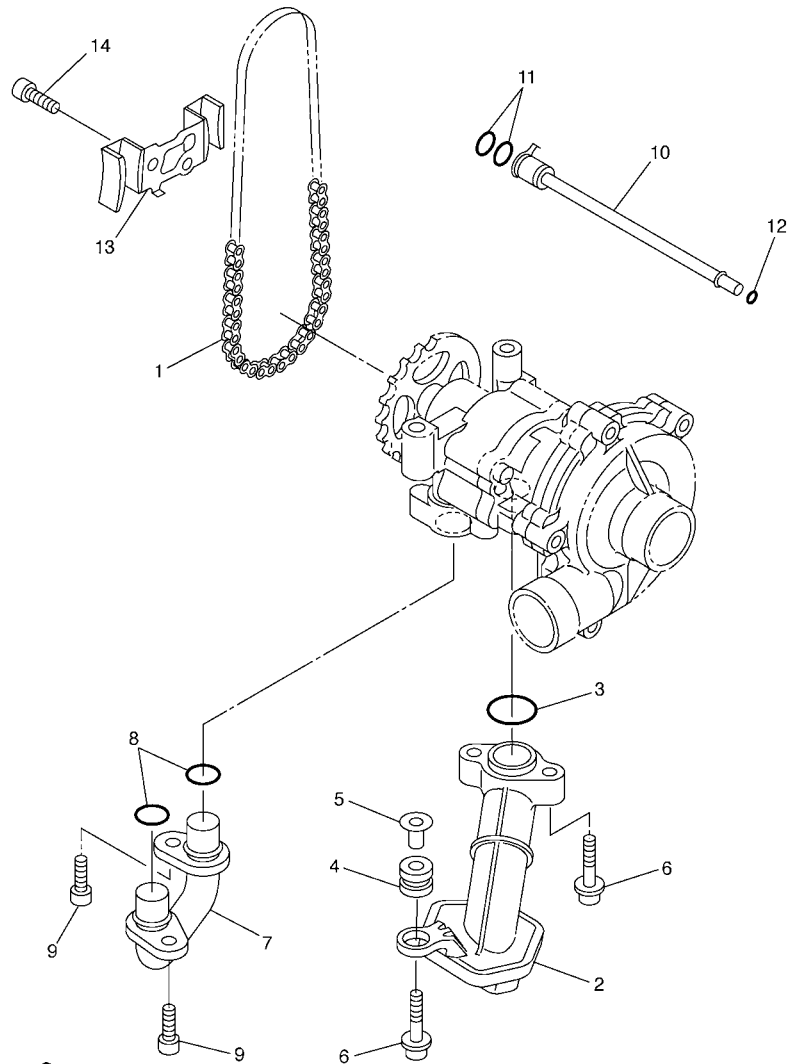
| REF. NR. | TEILE-NR.    | BEZEICHNUNG                  | 2D11 |  |  |  | BEMERKUNG |
|----------|--------------|------------------------------|------|--|--|--|-----------|
| 1        | 2D1-12410-00 | THERMOSTATGRUPPE             | 1    |  |  |  |           |
| 2        | 5LP-12411-00 | .THERMOSTAT                  | 1    |  |  |  |           |
| 3        | 93210-49046  | .O-RING                      | 1    |  |  |  |           |
| 4        | 90176-06014  | .KRONENMUTTER                | 2    |  |  |  |           |
| 5        | 5VY-12485-10 | ROHR 5                       | 1    |  |  |  |           |
| 6        | 5VY-12579-00 | SCHLAUCH 4                   | 1    |  |  |  |           |
| 7        | 90450-35001  | SCHLAUCHSCHELLE              | 1    |  |  |  |           |
| 8        | 90450-38040  | SCHLAUCHSCHELLE              | 2    |  |  |  |           |
| 9        | 5VY-1243F-00 | SCHLAUCH 3                   | 1    |  |  |  |           |
| 10       | 90467-11090  | KLEMME                       | 2    |  |  |  |           |
| 11       | 2D1-12578-00 | SCHLAUCH 3                   | 1    |  |  |  |           |
| 12       | 5GV-1246A-00 | DECKEL 1                     | 1    |  |  |  |           |
| 13       | 90110-06168  | INNENSECHSKANTSCHRAUBE       | 1    |  |  |  |           |
| 14       | 93210-235A1  | O-RING                       | 1    |  |  |  |           |
| 15       | 5VY-1243A-00 | SCHLAUCH 1                   | 1    |  |  |  |           |
| 16       | 2D1-1244G-00 | SCHLAUCH 4                   | 1    |  |  |  |           |
| 17       | 90467-11090  | KLEMME                       | 5    |  |  |  |           |
| 18       | 90413-07023  | PASSAGE 3                    | 1    |  |  |  |           |
| 19       | 2D1-1243E-00 | SCHLAUCH 2                   | 1    |  |  |  |           |
| 20       | 90464-13073  | SHELLE                       | 1    |  |  |  |           |
| 21       | 2D1-12405-00 | LUFTER                       | 1    |  |  |  |           |
| 22       | 2D1-12405-10 | LUFTER                       | 1    |  |  |  |           |
| 23       | 1AA-12535-00 | PLATTE                       | 2    |  |  |  |           |
| 24       | 2D1-12675-00 | BEFESTIGUNGSSCHRAUBE, LUFTER | 6    |  |  |  |           |
| 25       | 2D1-12461-00 | KUHLER                       | 1    |  |  |  |           |
| 26       | 22W-12462-00 | VERSCHLUSSDECKEL, KUHLER     | 1    |  |  |  |           |
| 27       | 90480-15363  | GUMMITULLE                   | 3    |  |  |  |           |



2D11300-E070

FIG. 7 KUEHLER & SCHLAEUICHE

| REF. NR. | TEILE-NR.       | BEZEICHNUNG       | 2D11 |  |  |  | BEMERKUNG |
|----------|-----------------|-------------------|------|--|--|--|-----------|
| 28       | 90387-07391     | HULSE             | 2    |  |  |  |           |
| 29       | 90109-06015     | SCHRAUBE          | 1    |  |  |  |           |
| 30       | 90109-067E6     | SCHRAUBE          | 1    |  |  |  |           |
| 31       | 2D1-12464-00    | STUTZE, KUEHLER   | 1    |  |  |  |           |
| 32       | 2D1-2139U-00    | DAMPFER 2         | 1    |  |  |  |           |
| 33       | 95807-06012     | FLANSCHSCHRAUBE   | 2    |  |  |  |           |
| 34       | 90450-35001     | SCHLAUCHSCHELLE   | 1    |  |  |  |           |
| 35       | 2D1-12551-00    | SCHLAUCH 7        | 1    |  |  |  |           |
| 36       | 90450-35001     | SCHLAUCHSCHELLE   | 1    |  |  |  |           |
| 37       | 90450-32001     | SCHLAUCHSCHELLE   | 1    |  |  |  |           |
| 38       | 2D1-12589-00    | SCHLAUCH 6        | 1    |  |  |  |           |
| 39       | 90450-22017     | SCHLAUCHSCHELLE   | 1    |  |  |  |           |
| 40       | 90464-23002     | SHELLE            | 1    |  |  |  |           |
| 41       | 90467-11090     | KLEMME            | 1    |  |  |  |           |
| 42       | 2D1-12467-00    | DECKEL, KUEHLER   | 1    |  |  |  |           |
| 43       | 90111-06031     | SCHRAUBE          | 2    |  |  |  |           |
| 44       | 2D1-1240J-00-P0 | DECKEL, KUEHLER 1 | 1    |  |  |  | MBL2      |
| 45       | 2D1-1240K-00-P0 | DECKEL, KUEHLER 2 | 1    |  |  |  | MBL2      |
| 46       | 90111-06078     | SCHRAUBE          | 4    |  |  |  |           |
| 47       | 90467-200A0     | KLEMME            | 1    |  |  |  |           |



5VY1300-C080

FIG. 8 OLPUMPE

| REF. NR. | TEILE-NR.    | BEZEICHUNG             | 2011 |  |  |  |  | BEMERKUNG |
|----------|--------------|------------------------|------|--|--|--|--|-----------|
| 1        | 94580-25078  | KETTE (DID25 78LE)     | 1    |  |  |  |  |           |
| 2        | 5VY-13410-00 | FILTERGEHAUSE          | 1    |  |  |  |  |           |
| 3        | 93210-22298  | O-RING                 | 1    |  |  |  |  |           |
| 4        | 90480-13010  | GUMMITULLE             | 1    |  |  |  |  |           |
| 5        | 5VY-13117-10 | DISTANZHULSE           | 1    |  |  |  |  |           |
| 6        | 90110-06173  | INNENSECHSKANTSCHRAUBE | 3    |  |  |  |  |           |
| 7        | 5VY-13416-00 | OLROHR 1               | 1    |  |  |  |  |           |
| 8        | 93210-14003  | O-RING                 | 2    |  |  |  |  |           |
| 9        | 90110-06161  | INNENSECHSKANTSCHRAUBE | 2    |  |  |  |  |           |
| 10       | 5VY-1316E-00 | FORDERROHR 5           | 1    |  |  |  |  |           |
| 11       | 93210-09165  | O-RING                 | 2    |  |  |  |  |           |
| 12       | 93210-06667  | O-RING                 | 1    |  |  |  |  |           |
| 13       | 5VY-13898-00 | HALTER                 | 1    |  |  |  |  |           |
| 14       | 90110-06182  | INNENSECHSKANTSCHRAUBE | 2    |  |  |  |  |           |

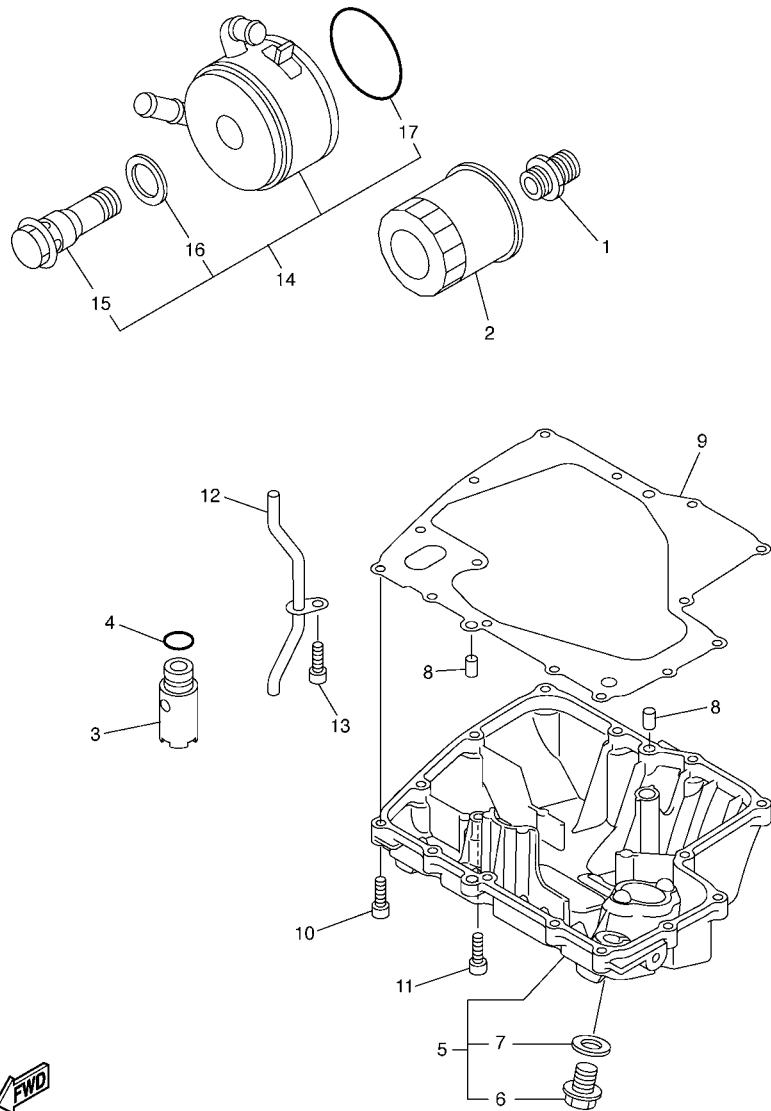
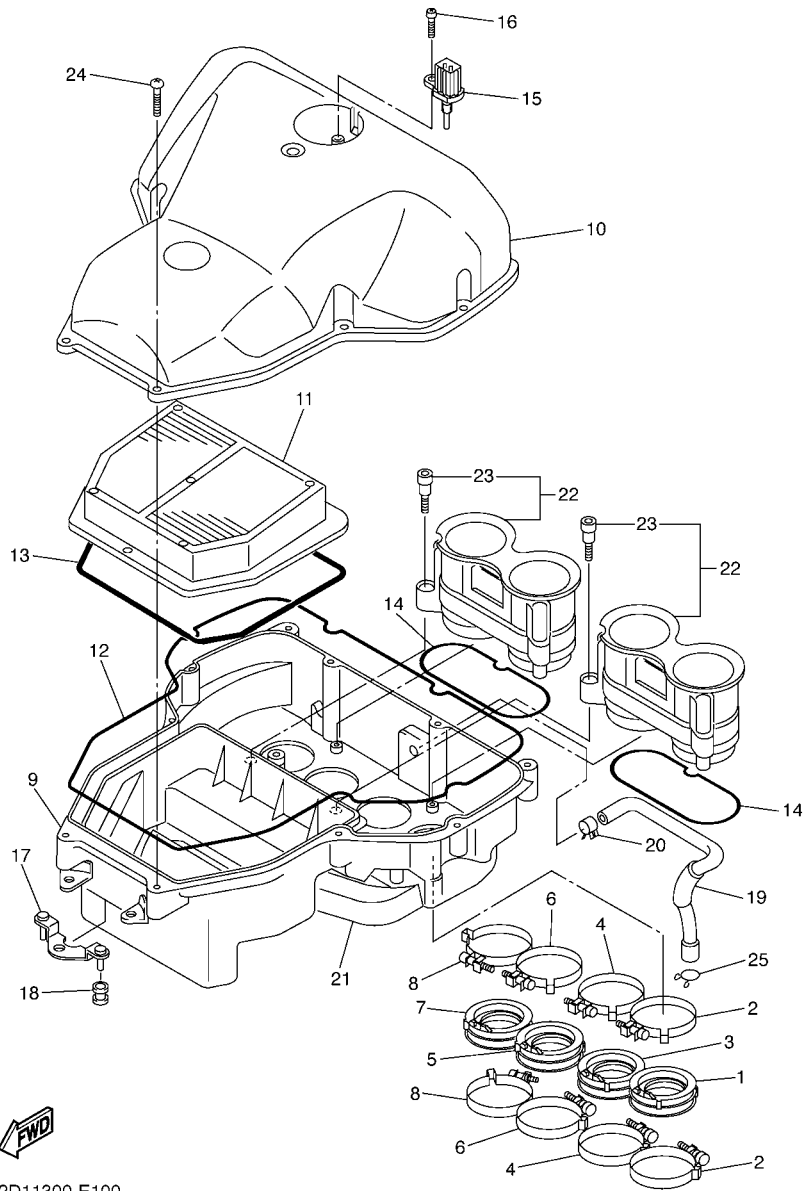


FIG. 9 OLFILTER

| REF. NR. | TEILE-NR.    | BEZEICHNUNG               | 2D11 |  |  |  |  | BEMERKUNG |
|----------|--------------|---------------------------|------|--|--|--|--|-----------|
| 1        | 90401-20145  | HOHLSCHRAUBE              | 1    |  |  |  |  |           |
| 2        | 5GH-13440-20 | ELEMENTGRUPPE, OLFILTER   | 1    |  |  |  |  |           |
| 3        | 5VY-13490-00 | UBERDRUCKVENTIL           | 1    |  |  |  |  |           |
| 4        | 93210-15566  | O-RING                    | 1    |  |  |  |  |           |
| 5        | 2D1-13417-00 | DECKEL, FILTER            | 1    |  |  |  |  |           |
| 6        | 90340-14132  | .VERSCHLUSSSCHRAUBE, ZYL. | 1    |  |  |  |  |           |
| 7        | 214-11198-01 | .DICHTUNG                 | 1    |  |  |  |  |           |
| 8        | 99530-08012  | PASSTIFT                  | 2    |  |  |  |  |           |
| 9        | 5VY-13414-10 | DICHTUNG, FILTERDECKEL    | 1    |  |  |  |  |           |
| 10       | 91312-06025  | SCHRAUBE                  | 14   |  |  |  |  |           |
| 11       | 90110-06169  | INNENSECHSKANTSCHRAUBE    | 1    |  |  |  |  |           |
| 12       | 5VY-13161-00 | FORDERROHR 1              | 1    |  |  |  |  |           |
| 13       | 90110-06182  | INNENSECHSKANTSCHRAUBE    | 1    |  |  |  |  |           |
| 14       | 5VY-13470-00 | OLKUEHLEREINHEIT          | 1    |  |  |  |  |           |
| 15       | 5EB-12822-00 | .HOHLSCHRAUBE             | 1    |  |  |  |  |           |
| 16       | 5EB-13475-00 | .DICHTUNG                 | 1    |  |  |  |  |           |
| 17       | 5JW-13473-00 | .O-RING                   | 1    |  |  |  |  |           |



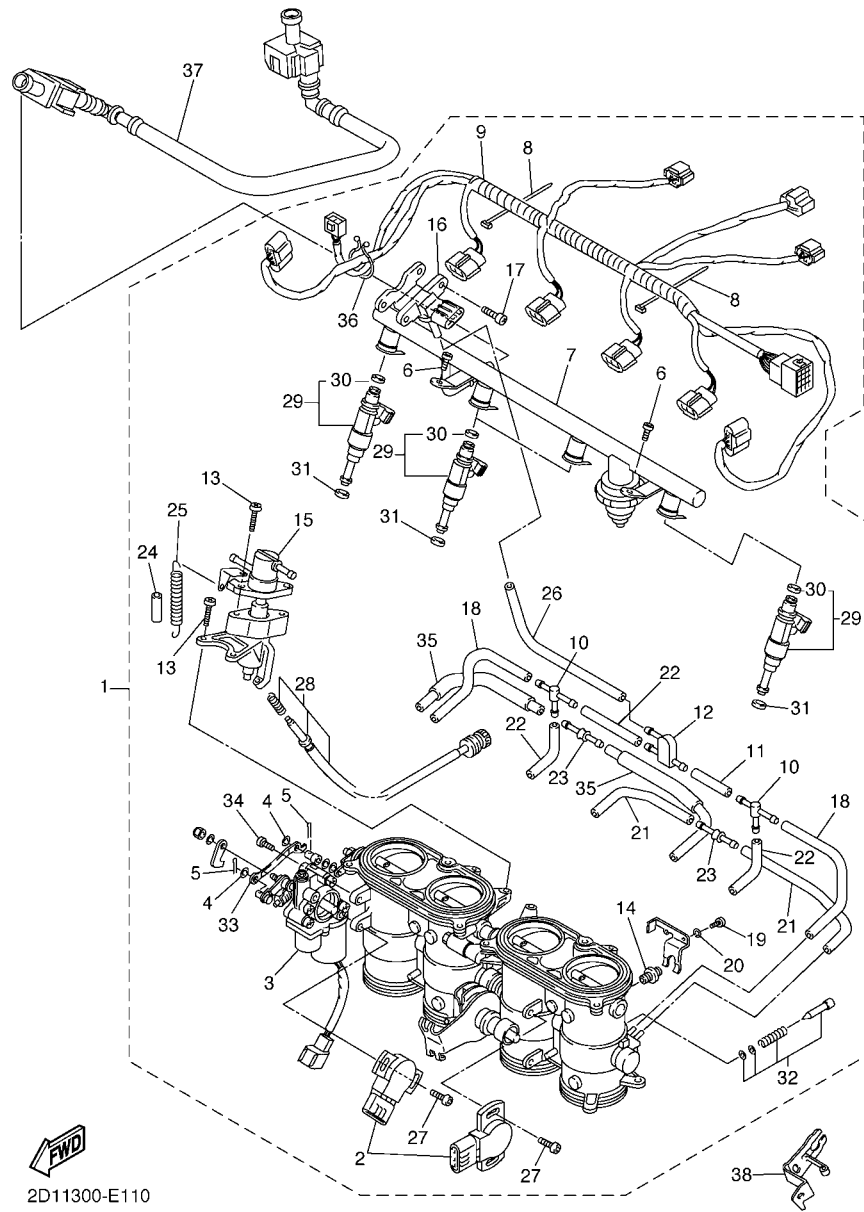
2D11300-E090



2D11300-E100

FIG. 10 EINLASS

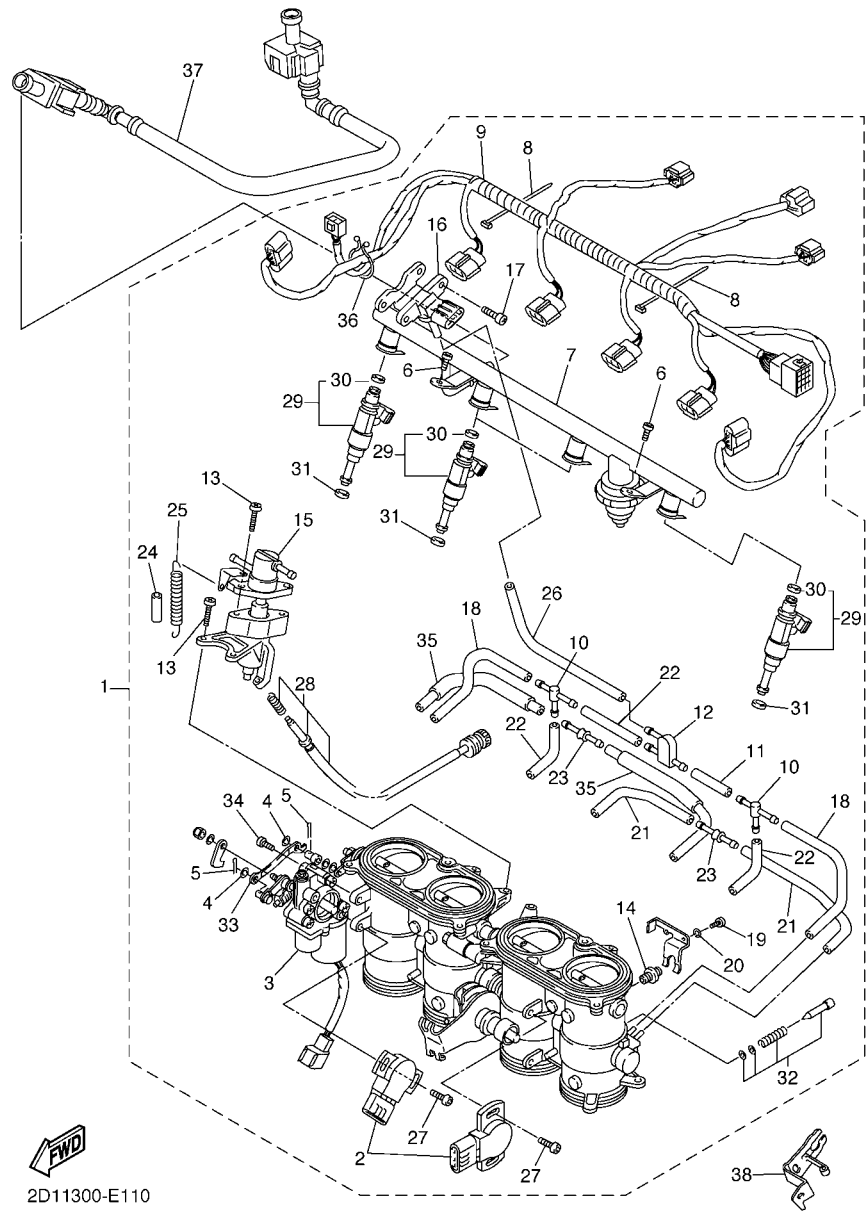
| REF. NR. | TEILE-NR.    | BEZEICHUNG             | 2D11 |  |  |  | BEMERKUNG |
|----------|--------------|------------------------|------|--|--|--|-----------|
| 1        | 5VY-13595-00 | VERBINDUNG             | 1    |  |  |  |           |
| 2        | 90450-62002  | SCHLAUCHSCHELLE        | 2    |  |  |  |           |
| 3        | 5VY-13596-00 | VERBINDUNG, VERGASER 2 | 1    |  |  |  |           |
| 4        | 90450-62002  | SCHLAUCHSCHELLE        | 2    |  |  |  |           |
| 5        | 5VY-13597-00 | VERBINDUNG, VERGASER 3 | 1    |  |  |  |           |
| 6        | 90450-62002  | SCHLAUCHSCHELLE        | 2    |  |  |  |           |
| 7        | 5VY-13598-00 | VERBINDUNG, VERGASER 4 | 1    |  |  |  |           |
| 8        | 90450-62002  | SCHLAUCHSCHELLE        | 2    |  |  |  |           |
| 9        | 2D1-14411-00 | GEHAUSE, LUFTFILTER 1  | 1    |  |  |  |           |
| 10       | 2D1-14421-00 | GEHAUSE, LUFTFILTER 2  | 1    |  |  |  |           |
| 11       | 2D1-14451-00 | ELEMENT, LUFTFILTER    | 1    |  |  |  |           |
| 12       | 2D1-14452-00 | DICHTUNG               | 1    |  |  |  |           |
| 13       | 2D1-14462-00 | DICHTUNG               | 1    |  |  |  |           |
| 14       | 5VY-14457-00 | DICHTUNG               | 2    |  |  |  |           |
| 15       | 8FP-85886-00 | DRUCKGEBER             | 1    |  |  |  |           |
| 16       | 97702-50520  | BLECHSCHRAUBE          | 1    |  |  |  |           |
| 17       | 2D1-14498-00 | STUTZE 1               | 1    |  |  |  |           |
| 18       | 90480-08264  | GUMMITULLE             | 2    |  |  |  |           |
| 19       | 2D1-15393-00 | BELUFTUNGSROHR         | 1    |  |  |  |           |
| 20       | 90467-14171  | KLEMME                 | 1    |  |  |  |           |
| 21       | 2D1-14409-00 | DÄMPFER                | 1    |  |  |  |           |
| 22       | 2D1-1440B-00 | VERBINDUNG KOMPL.      | 2    |  |  |  |           |
| 23       | 90109-05005  | .SCHRAUBE              | 3    |  |  |  |           |
| 24       | 97702-50025  | BLECHSCHRAUBE          | 11   |  |  |  |           |
| 25       | 90467-14015  | KLEMME                 | 1    |  |  |  |           |



2D11300-E110

FIG. 11 EINLASS 2

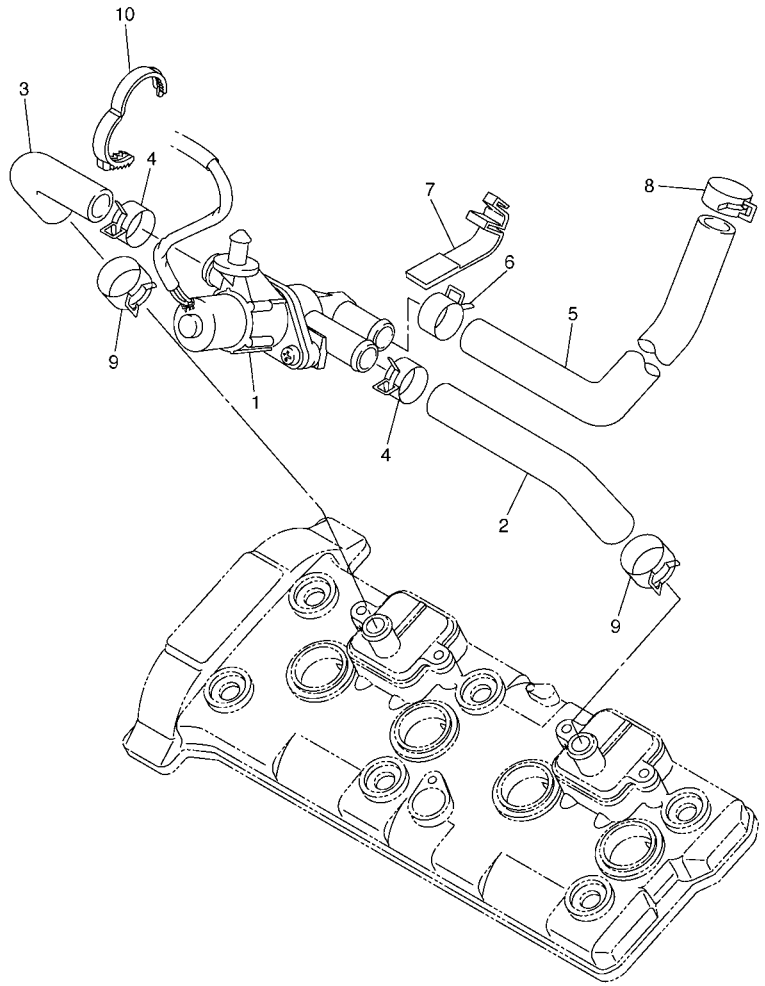
| REF. NR. | TEILE-NR.    | BEZEICHNUNG              | 2D11 |  |  |  | BEMERKUNG |
|----------|--------------|--------------------------|------|--|--|--|-----------|
| 1        | 2D1-13750-00 | SPJALLHUS                | 1    |  |  |  |           |
| 2        | 5FL-85885-02 | .GEBER                   | 2    |  |  |  |           |
| 3        | 5VY-85850-00 | .ZAHNRAD MOTOR KOMOL     | 1    |  |  |  |           |
| 4        | 22U-14952-00 | .SCHEIBE                 | 2    |  |  |  |           |
| 5        | 91492-12010  | .SPLINT                  | 2    |  |  |  |           |
| 6        | 98502-06012  | .ZYLINDERKOPFSCHRAUBE    | 2    |  |  |  |           |
| 7        | 2D1-13160-00 | .FORDERROHRGRUPPE 1      | 1    |  |  |  |           |
| 8        | 4KM-14137-00 | .KLEMME                  | 5    |  |  |  |           |
| 9        | 2D1-82386-00 | .VERLANGERUNG, KABELBAUM | 1    |  |  |  |           |
| 10       | 68V-24376-00 | .VERBINDUNGSRÖHR 1       | 2    |  |  |  |           |
| 11       | 5JW-14396-00 | .ROHR                    | 1    |  |  |  |           |
| 12       | 3XV-14251-00 | .NIPPEL                  | 1    |  |  |  |           |
| 13       | 98502-05014  | .ZYLINDERKOPFSCHRAUBE    | 4    |  |  |  |           |
| 14       | 5VY-14171-00 | .VOLLKOLBEN, ANLASSER    | 2    |  |  |  |           |
| 15       | 5VY-14204-00 | .GEHAUSE, ANLASSER       | 1    |  |  |  |           |
| 16       | 1C7-82380-00 | .DRÜCKGEBER              | 1    |  |  |  |           |
| 17       | 92502-06010  | .ZYLINDERKOPFSCHRAUBE    | 2    |  |  |  |           |
| 18       | 5FL-14349-10 | .ROHR                    | 2    |  |  |  |           |
| 19       | 98507-03016  | .SCHRAUBE                | 4    |  |  |  |           |
| 20       | 92990-03100  | .FEDERSCHLEIBE           | 4    |  |  |  |           |
| 21       | 5PW-14349-00 | .ROHR                    | 2    |  |  |  |           |
| 22       | 5PS-14987-00 | .SCHLAUCH                | 3    |  |  |  |           |
| 23       | 5PW-14251-00 | .NIPPEL                  | 2    |  |  |  |           |
| 24       | 5DM-14936-00 | .FEDERSITZ               | 1    |  |  |  |           |
| 25       | 5JW-14589-00 | .FEDER                   | 1    |  |  |  |           |
| 26       | 5SL-14349-00 | .ROHR                    | 1    |  |  |  |           |
| 27       | 8CC-14216-10 | .SCHRAUBE                | 4    |  |  |  |           |



2D11300-E110

FIG. 11 EINLASS 2

| REF. NR. | TEILE-NR.    | BEZEICHNUNG                | 2D11 |  |  |  |  | BEMERKUNG |
|----------|--------------|----------------------------|------|--|--|--|--|-----------|
| 28       | 5PW-14103-00 | .DROSSELSCHRAUBENSTAZ      | 1    |  |  |  |  |           |
| 29       | 5VY-13761-00 | .INSPRUTARE                | 4    |  |  |  |  |           |
| 30       | 5PS-14147-00 | ..O-RING                   | 1    |  |  |  |  |           |
| 31       | 8FP-13556-00 | .DICHTUNG, KRUMMER         | 4    |  |  |  |  |           |
| 32       | 5JW-14104-00 | .LUFTREGULIERSCHRAUBENSATZ | 2    |  |  |  |  |           |
| 33       | 5VY-14905-00 | .HEBEL, ANLASSER           | 1    |  |  |  |  |           |
| 34       | 98507-06020  | .ZYLINDERKOPFSCHRAUBE      | 2    |  |  |  |  |           |
| 35       | 5VY-13543-00 | .SCHLAUCH, LUFT            | 2    |  |  |  |  |           |
| 36       | 90464-30040  | .SCHELLE                   | 1    |  |  |  |  |           |
| 37       | 2D1-13971-00 | ROHR, KRAFTSTOFF 1         | 1    |  |  |  |  |           |
| 38       | 2D1-14413-00 | STUTZE                     | 1    |  |  |  |  |           |

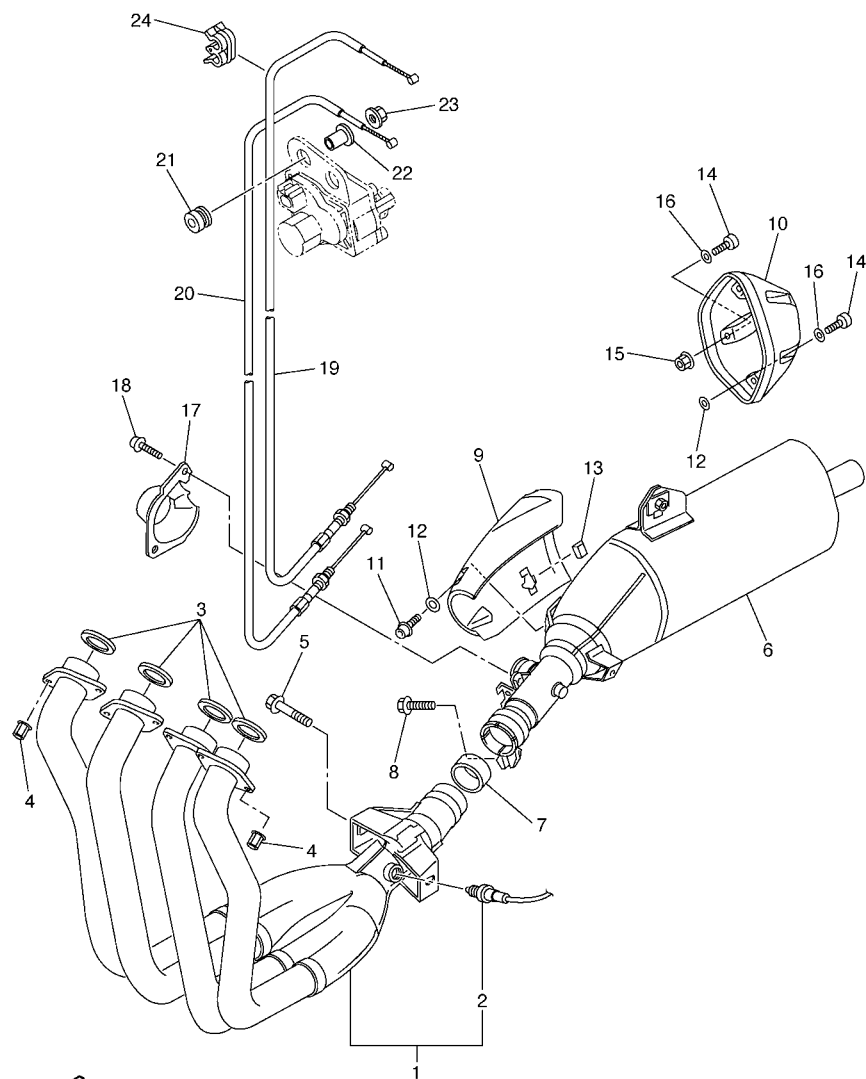


**FIG. 12 LUFTLEITUNGSSYSTEM**

| REF. NR. | TEILE-NR.    | BEZEICHUNG      | 2011 |  |  |  |  | BEMERKUNG |
|----------|--------------|-----------------|------|--|--|--|--|-----------|
| 1        | 2D1-14840-00 | LUFTSPERRVENTIL | 1    |  |  |  |  |           |
| 2        | 5VY-14881-00 | FORM SCHLAUCH   | 1    |  |  |  |  |           |
| 3        | 5VY-14882-00 | FORM SCHLAUCH   | 1    |  |  |  |  |           |
| 4        | 90467-18172  | KLEMME          | 2    |  |  |  |  |           |
| 5        | 5VY-14883-00 | FORM SCHLAUCH   | 1    |  |  |  |  |           |
| 6        | 90467-18172  | KLEMME          | 1    |  |  |  |  |           |
| 7        | 5JW-14723-00 | DECKEL          | 2    |  |  |  |  |           |
| 8        | 90467-17128  | KLEMME          | 1    |  |  |  |  |           |
| 9        | 90467-180A0  | KLEMME          | 2    |  |  |  |  |           |
| 10       | 90464-28003  | SHELLE          | 1    |  |  |  |  |           |
|          |              |                 |      |  |  |  |  |           |
|          |              |                 |      |  |  |  |  |           |
|          |              |                 |      |  |  |  |  |           |
|          |              |                 |      |  |  |  |  |           |
|          |              |                 |      |  |  |  |  |           |



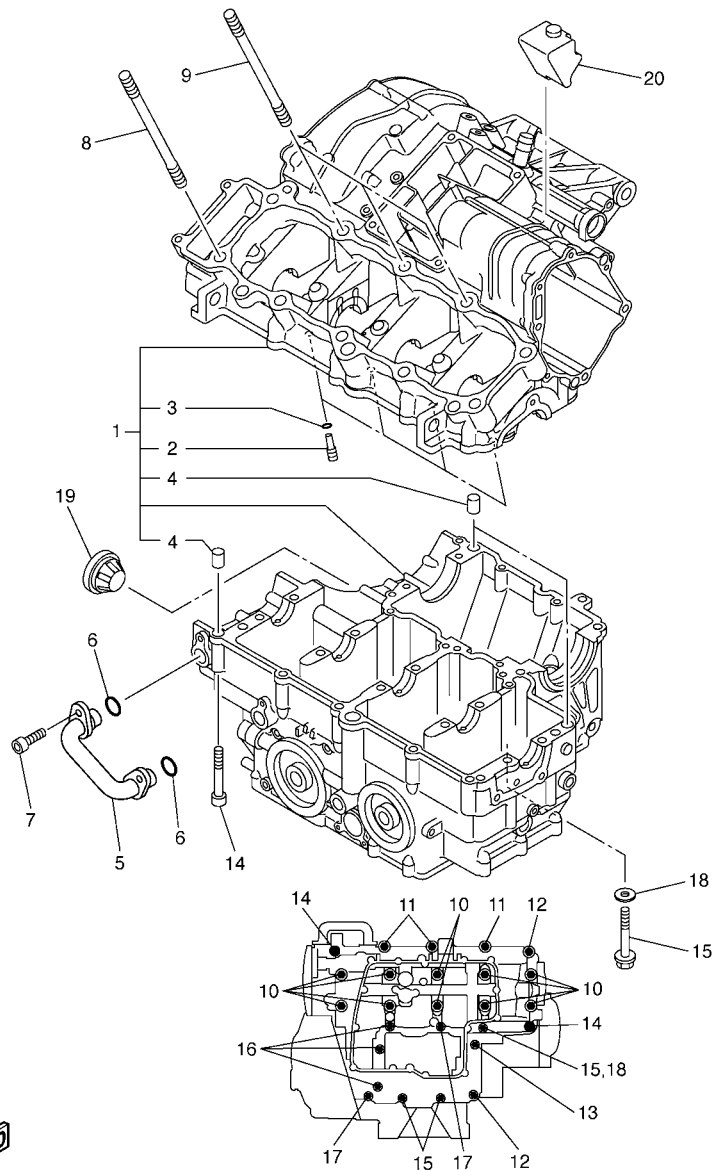
2D11300-E120



2D11300-E130

FIG. 13 AUSLASS

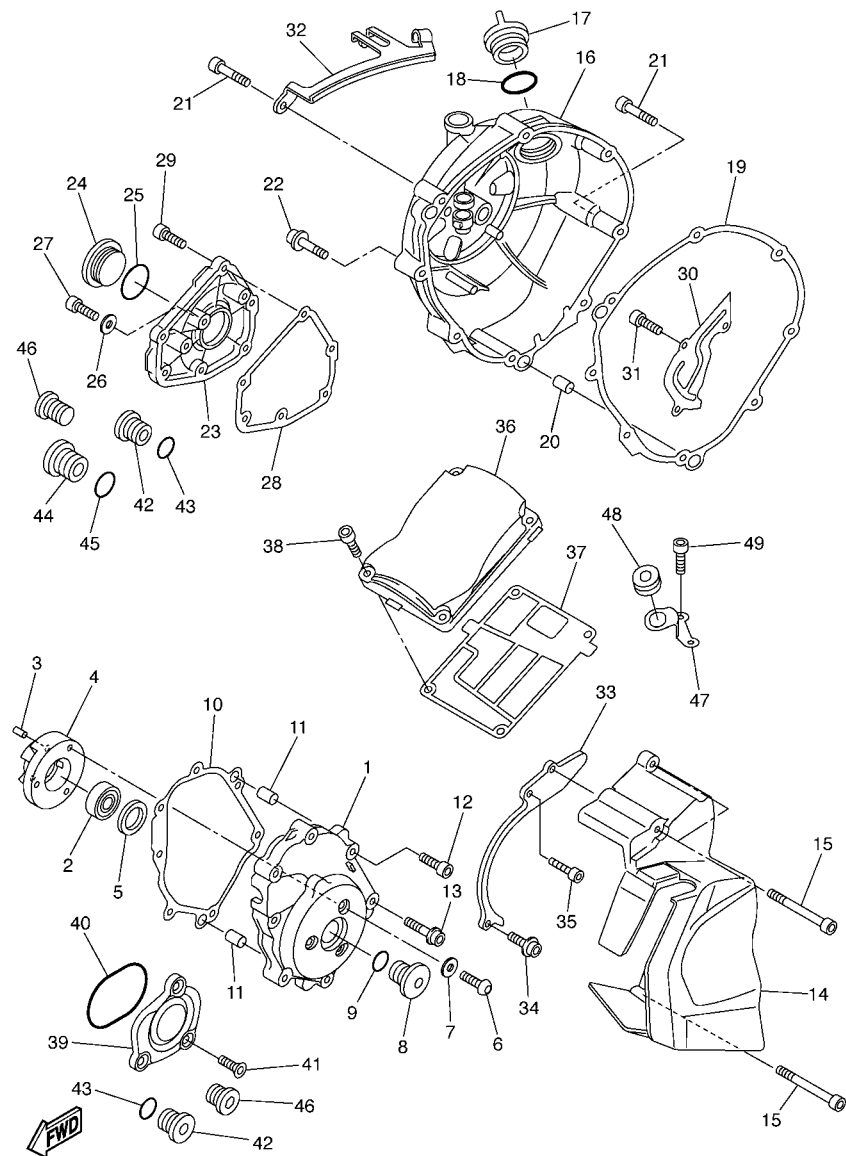
| REF. NR. | TEILE-NR.    | BEZEICHNUNG             | 2D11 |  |  |  |  | BEMERKUNG |
|----------|--------------|-------------------------|------|--|--|--|--|-----------|
| 1        | 2D1-14602-00 | AUSPUFFE ROHREINHEIT    | 1    |  |  |  |  |           |
| 2        | 2D1-8592A-00 | .GEBER                  | 1    |  |  |  |  |           |
| 3        | 4FM-14613-00 | DICHTUNG, AUSPUFFROHR   | 4    |  |  |  |  |           |
| 4        | 90179-08410  | MUTTER                  | 8    |  |  |  |  |           |
| 5        | 95812-08035  | FLANSCHSCHRAUBE         | 2    |  |  |  |  |           |
| 6        | 2D1-14703-00 | SCHALLDAMPFER KOMPL. 1  | 1    |  |  |  |  |           |
| 7        | 5VY-14755-00 | DICHTUNG, SCHALLDAMPFER | 1    |  |  |  |  |           |
| 8        | 95814-08030  | FLANSCHSCHRAUBE         | 1    |  |  |  |  |           |
| 9        | 2D1-14718-00 | SCHUTZ, SCHALLDAMPFER 1 | 1    |  |  |  |  |           |
| 10       | 2D1-14799-00 | KAPPE                   | 1    |  |  |  |  |           |
| 11       | 90111-06060  | SCHRAUBE                | 2    |  |  |  |  |           |
| 12       | 90201-05017  | UNTERLEGSCHIBE          | 6    |  |  |  |  |           |
| 13       | 3MA-24181-00 | DAMPFUNGLAGER 1         | 2    |  |  |  |  |           |
| 14       | 91380-06014  | SCHRAUBE                | 5    |  |  |  |  |           |
| 15       | 95702-06500  | FLANSCHMUTTER           | 1    |  |  |  |  |           |
| 16       | 92990-06600  | SCHRAUBE                | 5    |  |  |  |  |           |
| 17       | 2D1-14826-00 | SCHUTZ                  | 1    |  |  |  |  |           |
| 18       | 90110-06110  | INNENSECHSKANTSCHRAUBE  | 2    |  |  |  |  |           |
| 19       | 2D1-1133E-00 | KABEL 1                 | 1    |  |  |  |  |           |
| 20       | 2D1-1133F-00 | KABEL 2                 | 1    |  |  |  |  |           |
| 21       | 90480-14604  | GUMMITULLE              | 2    |  |  |  |  |           |
| 22       | 90387-06M60  | HULSE                   | 1    |  |  |  |  |           |
| 23       | 95702-06500  | FLANSCHMUTTER           | 1    |  |  |  |  |           |
| 24       | 90464-04001  | SCHRAUBE                | 1    |  |  |  |  |           |



5VY1300-C140

FIG. 14 KURBELGEHAUSE

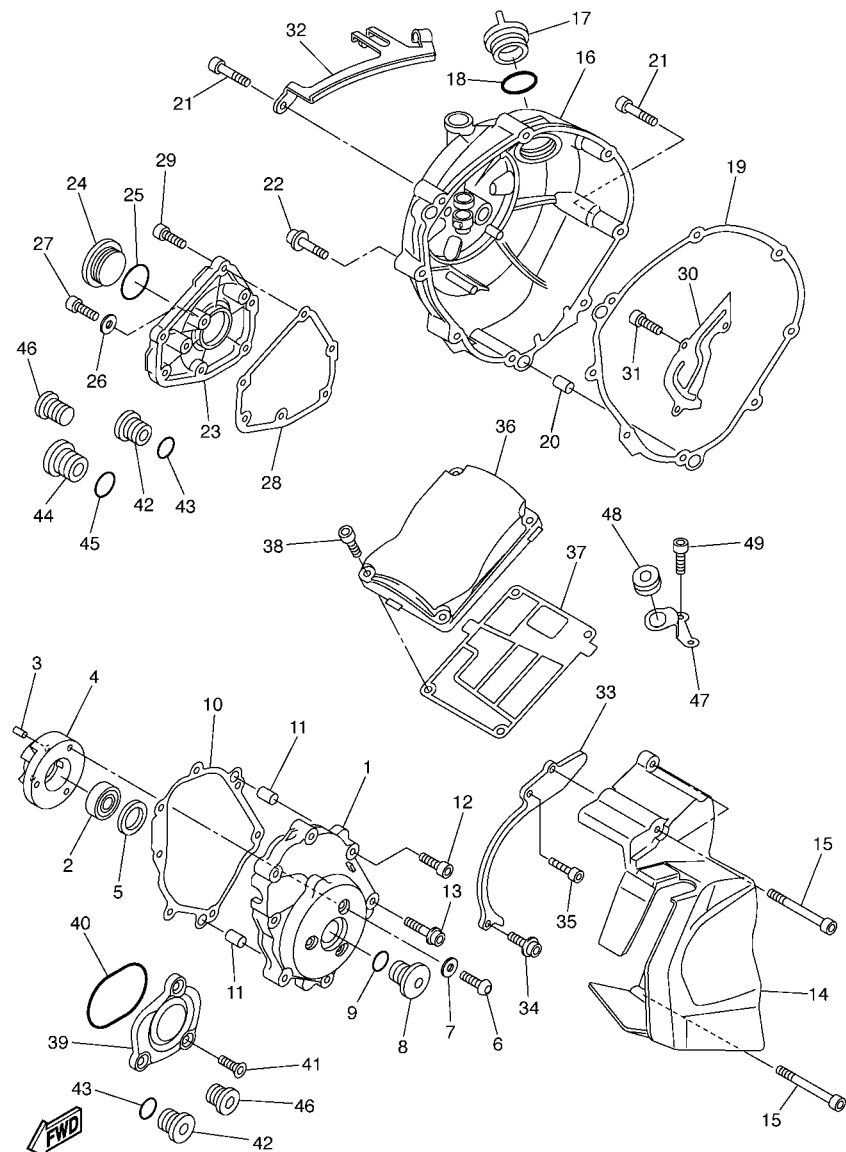
| REF. NR. | TEILE-NR.    | BEZEICHUNG                 | 2011 |  |  |  | BEMERKUNG |
|----------|--------------|----------------------------|------|--|--|--|-----------|
| 1        | 5VY-15100-01 | KURBELGEHAUSEEINHEIT       | 1    |  |  |  |           |
| 2        | 5EB-15155-00 | .DUSE 3                    | 4    |  |  |  |           |
| 3        | 93210-04092  | .O-RING                    | 4    |  |  |  |           |
| 4        | 99530-10014  | .PASSTIFT                  | 3    |  |  |  |           |
| 5        | 5VY-13418-10 | OLROHR 2                   | 1    |  |  |  |           |
| 6        | 93210-14003  | O-RING                     | 2    |  |  |  |           |
| 7        | 90110-06161  | INNENSECHSKANTSCHRAUBE     | 2    |  |  |  |           |
| 8        | 90116-10020  | STEBBOLZEN                 | 7    |  |  |  |           |
| 9        | 90116-10023  | STEBBOLZEN                 | 3    |  |  |  |           |
| 10       | 90119-09003  | SCHRAUBE, MIT SCHEIBE      | 10   |  |  |  |           |
| 11       | 95812-08050  | FLANSCHSCHRAUBE            | 3    |  |  |  |           |
| 12       | 95812-08060  | FLANSCHSCHRAUBE            | 2    |  |  |  |           |
| 13       | 90105-08101  | SCHRAUBE                   | 1    |  |  |  |           |
| 14       | 90109-06100  | SCHRAUBE                   | 2    |  |  |  |           |
| 15       | 95812-06060  | FLANSCHSCHRAUBE            | 3    |  |  |  |           |
| 16       | 95812-06070  | FLANSCHSCHRAUBE            | 3    |  |  |  |           |
| 17       | 95812-06050  | FLANSCHSCHRAUBE            | 2    |  |  |  |           |
| 18       | 90430-06166  | DICHTUNG                   | 1    |  |  |  |           |
| 19       | 5PW-15361-00 | STANDANZEIGER              | 1    |  |  |  |           |
| 20       | 5VY-15316-00 | DAMPFER, MOTORAUFHANGUNG 1 | 1    |  |  |  |           |



2D11300-E150

FIG. 15 KURBELGEHAUSEDECKEL 1

| REF. NR. | TEILE-NR.    | BEZEICHUNG                     | 2D11 |  |  |  | BEMERKUNG |
|----------|--------------|--------------------------------|------|--|--|--|-----------|
| 1        | 5VY-15411-00 | DECKEL, KURBELGEHAUSE 1        | 1    |  |  |  |           |
| 2        | 93306-20124  | LAGER                          | 1    |  |  |  |           |
| 3        | 93605-10108  | PASSSTIFT                      | 2    |  |  |  |           |
| 4        | 5VY-15164-00 | GEHAUSE, LAGER 2               | 1    |  |  |  |           |
| 5        | 5VY-15542-00 | HULSE 2                        | 1    |  |  |  |           |
| 6        | 90149-06064  | SCHRAUBE                       | 3    |  |  |  |           |
| 7        | 90201-06431  | UNTERLEGSCHIBE                 | 3    |  |  |  |           |
| 8        | 5PX-15189-00 | VERSCHLUSS                     | 1    |  |  |  |           |
| 9        | 93210-22382  | O-RING                         | 1    |  |  |  |           |
| 10       | 2D1-15451-10 | DICHTUNG, KURBELGEHAUSEDECK.   | 1    |  |  |  |           |
| 11       | 99480-10018  | STIFT                          | 2    |  |  |  |           |
| 12       | 90109-06031  | SCHRAUBE                       | 4    |  |  |  |           |
| 13       | 90110-08068  | INNENSECHSKANTSCHRAUBE         | 3    |  |  |  |           |
| 14       | 2D1-15418-00 | DECKEL, KETTENKASTEN           | 1    |  |  |  |           |
| 15       | 90110-06255  | INNENSECHSKANTSCHRAUBE         | 3    |  |  |  |           |
| 16       | 2D1-15421-00 | DECKEL, KURBELGEHAUSE 2        | 1    |  |  |  |           |
| 17       | 3F9-15362-00 | OLSTANDSCHRAUBE                | 1    |  |  |  |           |
| 18       | 93210-27194  | O-RING                         | 1    |  |  |  |           |
| 19       | 5VY-15461-00 | DICHTUNG, KURBELGEHAUSEDECK. 2 | 1    |  |  |  |           |
| 20       | 93610-20189  | PASSSTIFT                      | 2    |  |  |  |           |
| 21       | 90109-06016  | SCHRAUBE                       | 7    |  |  |  |           |
| 22       | 90110-06112  | INNENSECHSKANTSCHRAUBE         | 1    |  |  |  |           |
| 23       | 2D1-15416-00 | DECKEL, OLPUMPE                | 1    |  |  |  |           |
| 24       | 90340-32004  | VERSCHLUSSSCHRAUBE, ZYL.       | 1    |  |  |  |           |
| 25       | 93210-32172  | O-RING                         | 1    |  |  |  |           |
| 26       | 90430-08143  | DICHTUNG                       | 1    |  |  |  |           |
| 27       | 92014-08012  | SCHRAUBE                       | 1    |  |  |  |           |



2D11300-E150

FIG. 15 KURBELGEHAUSEDECKEL 1

| REF. NR. | TEILE-NR.    | BEZEICHNUNG                    | 2D11 |  |  |  |  | BEMERKUNG |
|----------|--------------|--------------------------------|------|--|--|--|--|-----------|
| 28       | 5VY-15456-00 | DICHTUNG, OLPUMPENDECKEL 1     | 1    |  |  |  |  |           |
| 29       | 90109-06014  | SCHRAUBE                       | 6    |  |  |  |  |           |
| 30       | 5VY-11165-00 | PLATTE, BELUFTUNG              | 1    |  |  |  |  |           |
| 31       | 90110-06182  | INNENSECHSKANTSCHRAUBE         | 3    |  |  |  |  |           |
| 32       | 2D1-15441-00 | HALTER, KUPPLUNGSSEIL          | 1    |  |  |  |  |           |
| 33       | 4B1-15113-00 | PLATTE                         | 1    |  |  |  |  |           |
| 34       | 90110-06168  | INNENSECHSKANTSCHRAUBE         | 1    |  |  |  |  |           |
| 35       | 90110-06108  | INNENSECHSKANTSCHRAUBE         | 1    |  |  |  |  |           |
| 36       | 2D1-15413-00 | DECKEL                         | 1    |  |  |  |  |           |
| 37       | 5VY-15462-00 | DICHTUNG, KURBELGEHAUSEDECK. 3 | 1    |  |  |  |  |           |
| 38       | 90109-06015  | SCHRAUBE                       | 4    |  |  |  |  |           |
| 39       | 5VY-15431-00 | DECKEL, KURBELGEHAUSE 3        | 1    |  |  |  |  |           |
| 40       | 93210-57003  | O-RING                         | 1    |  |  |  |  |           |
| 41       | 90151-06022  | SENKSCHRAUBE                   | 3    |  |  |  |  |           |
| 42       | 36Y-15189-00 | VERSCHLUSS                     | 3    |  |  |  |  |           |
| 43       | 93210-16325  | O-RING                         | 3    |  |  |  |  |           |
| 44       | 4H7-15189-00 | VERSCHLUSS                     | 1    |  |  |  |  |           |
| 45       | 93210-22382  | O-RING                         | 1    |  |  |  |  |           |
| 46       | 90340-12003  | VERSCHLUSSSCHRAUBE, ZYL.       | 2    |  |  |  |  |           |
| 47       | 5VY-12443-10 | STUTZE                         | 1    |  |  |  |  |           |
| 48       | 90480-13014  | GUMMITULLE                     | 1    |  |  |  |  |           |
| 49       | 91380-06014  | SCHRAUBE                       | 2    |  |  |  |  |           |

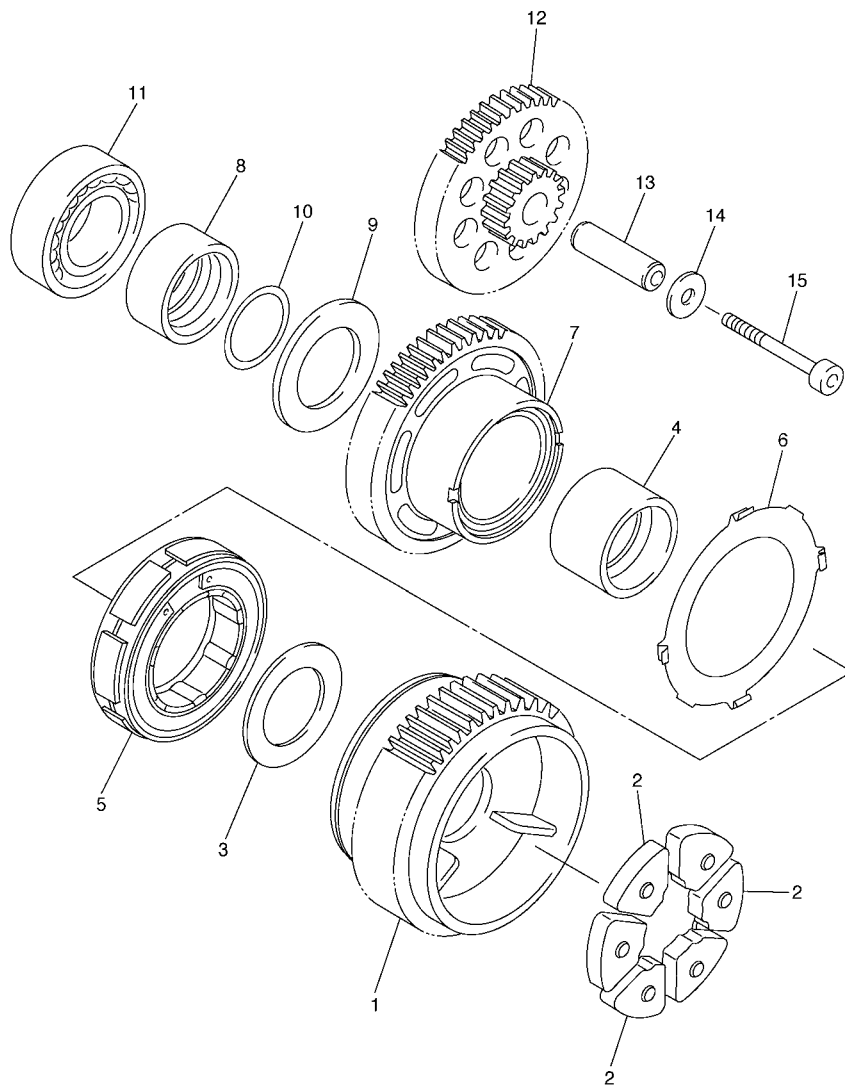
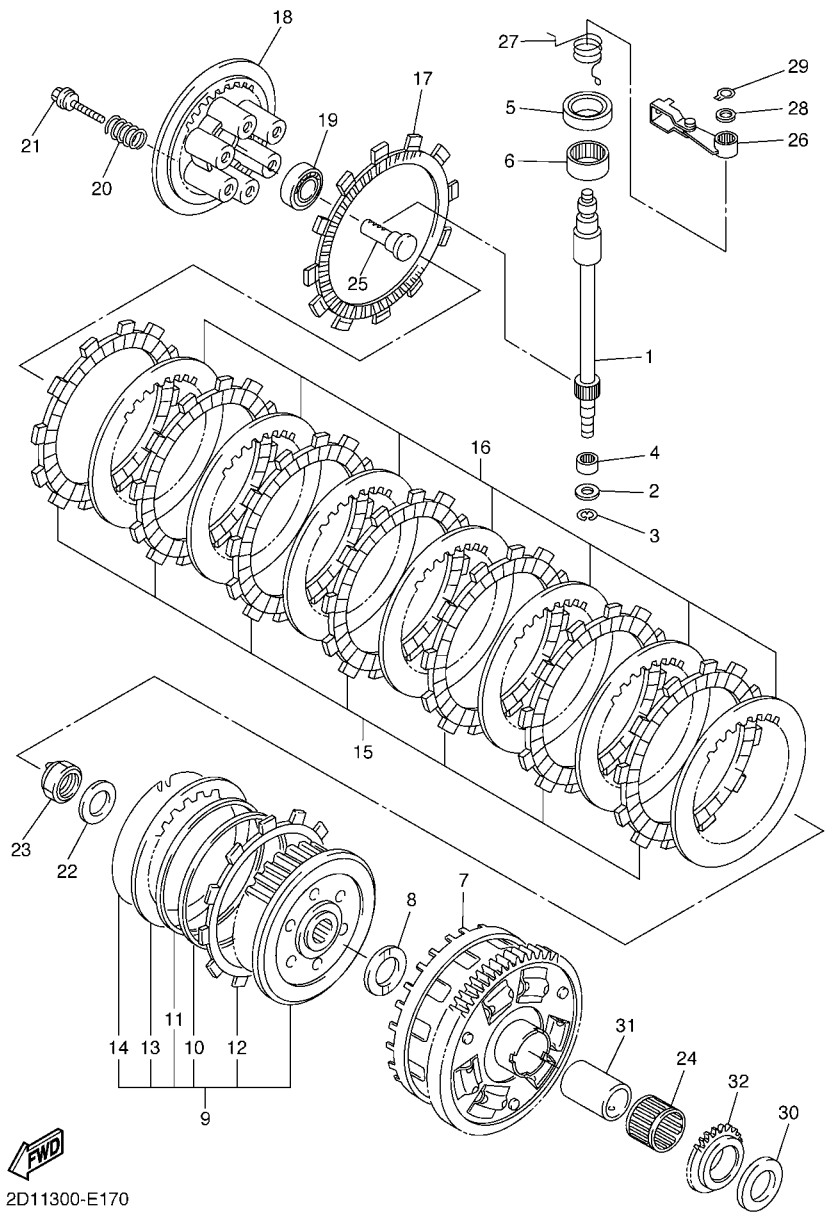


FIG. 16 ANLASSER

| REF. NR. | TEILE-NR.    | BEZEICHNUNG            | 2011 |  |  |  | BEMERKUNG |
|----------|--------------|------------------------|------|--|--|--|-----------|
| 1        | 2D1-11537-00 | ABTRIEBSRAD            | 1    |  |  |  |           |
| 2        | 5VY-16155-00 | ABSORBER 1             | 3    |  |  |  |           |
| 3        | 90201-20016  | UNTERLEGSCHIBE         | 1    |  |  |  |           |
| 4        | 5VY-11478-00 | HULSE                  | 1    |  |  |  |           |
| 5        | 5VY-15570-00 | ANLASSERKUPPLUNG       | 1    |  |  |  |           |
| 6        | 5VY-15586-00 | PLATTE                 | 1    |  |  |  |           |
| 7        | 5VY-15515-00 | ZAHNRAD 3              | 1    |  |  |  |           |
| 8        | 5VY-11445-00 | ABSTANDHALTER          | 1    |  |  |  |           |
| 9        | 90201-20017  | UNTERLEGSCHIBE         | 1    |  |  |  |           |
| 10       | 93210-18397  | O-RING                 | 1    |  |  |  |           |
| 11       | 93306-20230  | LAGER                  | 1    |  |  |  |           |
| 12       | 5VY-15517-00 | ZWISCHENRAD 2          | 1    |  |  |  |           |
| 13       | 5VY-15521-00 | WELLE 1                | 1    |  |  |  |           |
| 14       | 90201-06589  | UNTERLEGSCHIBE         | 1    |  |  |  |           |
| 15       | 90110-06176  | INNENSECHSKANTSCHRAUBE | 1    |  |  |  |           |



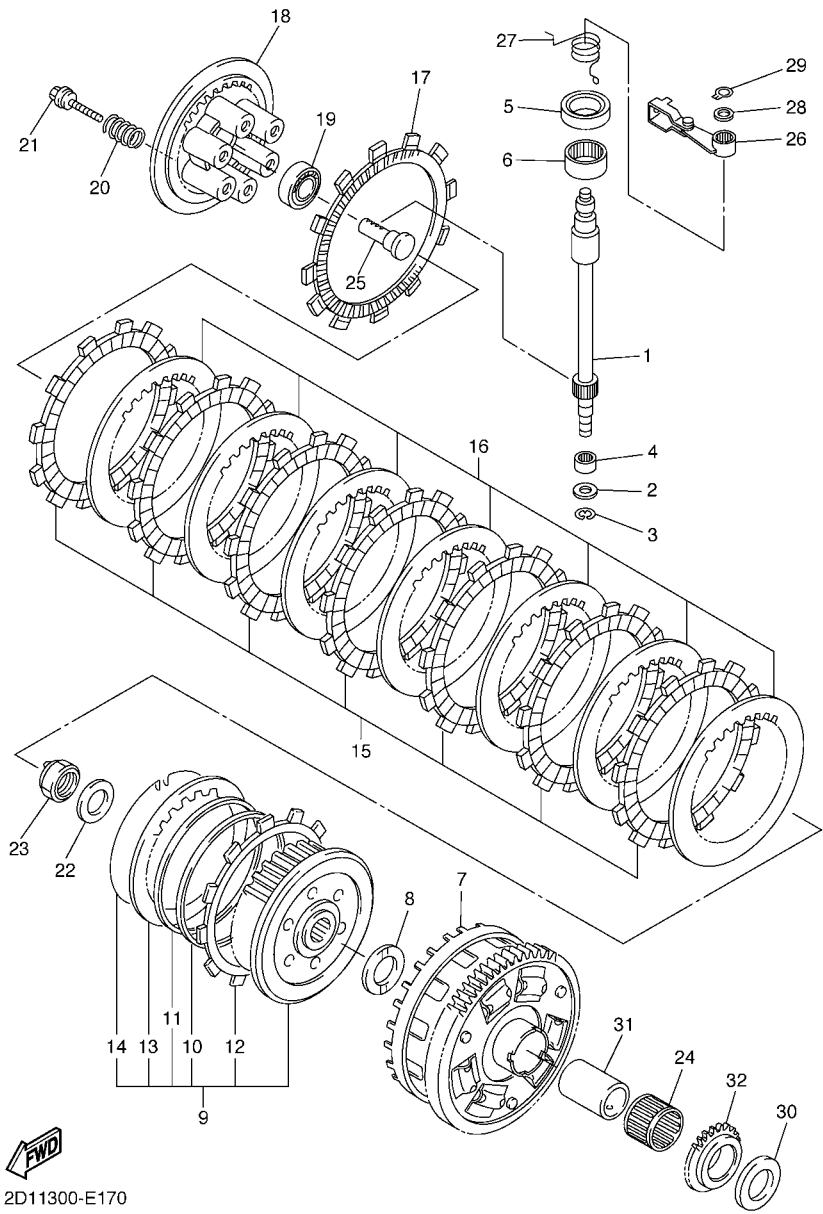
5VY1300-C160



2D11300-E170

FIG. 17 KUPPLUNG

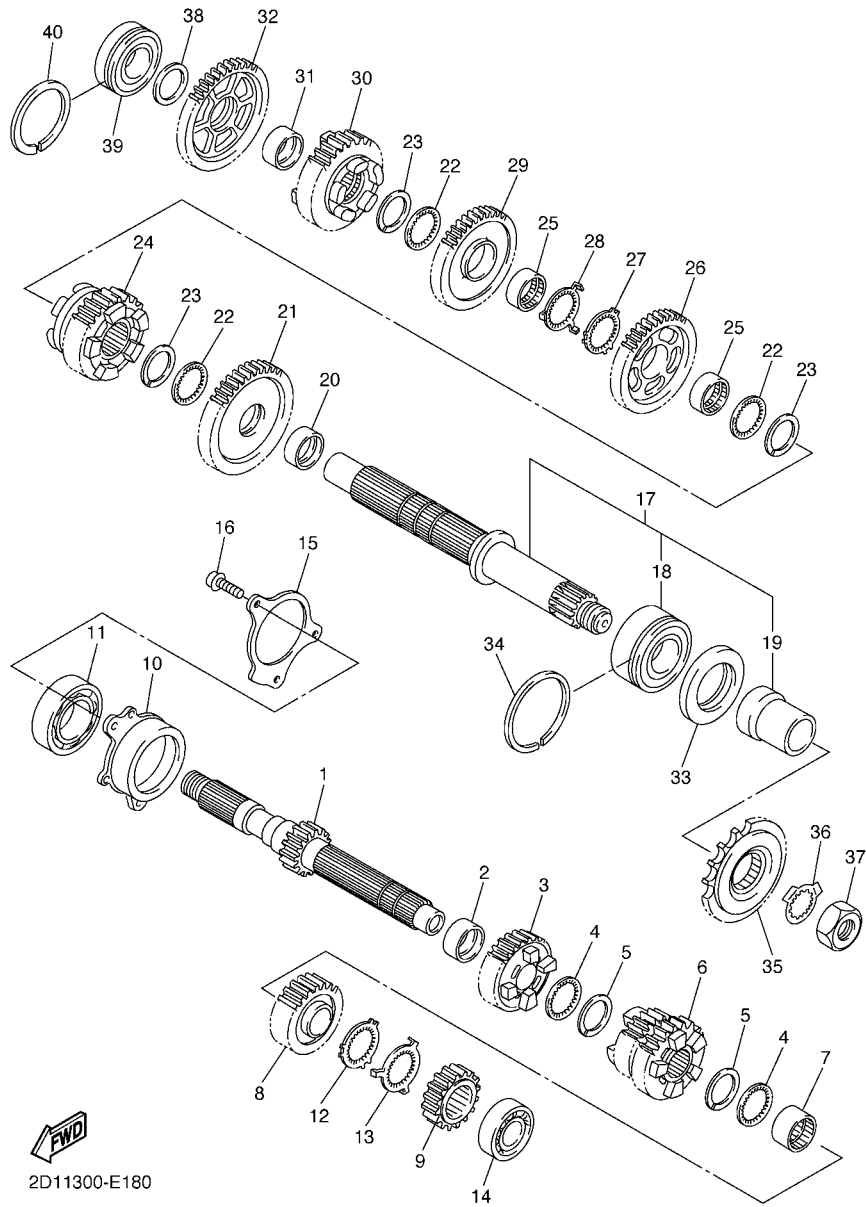
| REF. NR. | TEILE-NR.    | BEZEICHUNG               | 2D11 |  |  |  |  | BEMERKUNG |
|----------|--------------|--------------------------|------|--|--|--|--|-----------|
| 1        | 2D1-16382-00 | WELLE, SCHUBHEBEL        | 1    |  |  |  |  |           |
| 2        | 92907-08600  | SCHEIBE                  | 1    |  |  |  |  |           |
| 3        | 99001-07600  | SPRENGRING               | 1    |  |  |  |  |           |
| 4        | 93317-11096  | LAGER                    | 1    |  |  |  |  |           |
| 5        | 93102-15212  | WELLENDICHRING           | 1    |  |  |  |  |           |
| 6        | 93315-31502  | LAGER                    | 1    |  |  |  |  |           |
| 7        | 5VY-16150-00 | PRIMARABTRIEBSRAD KOMPL. | 1    |  |  |  |  |           |
| 8        | 5VY-16154-00 | DRUCKPLATTE 1            | 1    |  |  |  |  |           |
| 9        | 2D1-16370-00 | KUPPLUNGSNABENEINHEIT    | 1    |  |  |  |  |           |
| 10       | 5VY-16384-00 | .PLATTE, SITZ            | 1    |  |  |  |  |           |
| 11       | 5VY-16383-00 | .FEDER, KUPPLUNGSNABE    | 1    |  |  |  |  |           |
| 12       | 5VY-16331-00 | .REIBSCHEIBE 2           | 1    |  |  |  |  |           |
| 13       | 5VY-16325-00 | .KUPPLUNGSSCHEIBE 2      | 1    |  |  |  |  |           |
| 14       | 4X7-16385-00 | .RING, KUPPLUNGSNABE     | 1    |  |  |  |  |           |
| 15       | 5VY-16321-00 | REIBSCHEIBE              | 7    |  |  |  |  |           |
| 16       | 5VY-16325-00 | KUPPLUNGSSCHEIBE 2       | 7    |  |  |  |  |           |
| 17       | 5VY-16330-00 | REIBSCHEIBE 2            | 1    |  |  |  |  |           |
| 18       | 5VY-16351-00 | DRUCKPLATTE 1            | 1    |  |  |  |  |           |
| 19       | 93306-00304  | LAGER                    | 1    |  |  |  |  |           |
| 20       | 90501-230A0  | DRUCKFEDER               | 6    |  |  |  |  |           |
| 21       | 90159-06026  | SCHRAUBE, MIT SCHEIBE    | 6    |  |  |  |  |           |
| 22       | 90208-20001  | TELLERFEDER              | 1    |  |  |  |  |           |
| 23       | 90179-20007  | MUTTER                   | 1    |  |  |  |  |           |
| 24       | 93310-232R9  | LAGER                    | 1    |  |  |  |  |           |
| 25       | 4XV-16356-01 | SCHUBSTANGE 1            | 1    |  |  |  |  |           |
| 26       | 5VY-16340-00 | SCHUBHEBELEINHEIT        | 1    |  |  |  |  |           |
| 27       | 90508-16040  | ZUGFEDER                 | 1    |  |  |  |  |           |



2D11300-E170

FIG. 17 KUPPLUNG

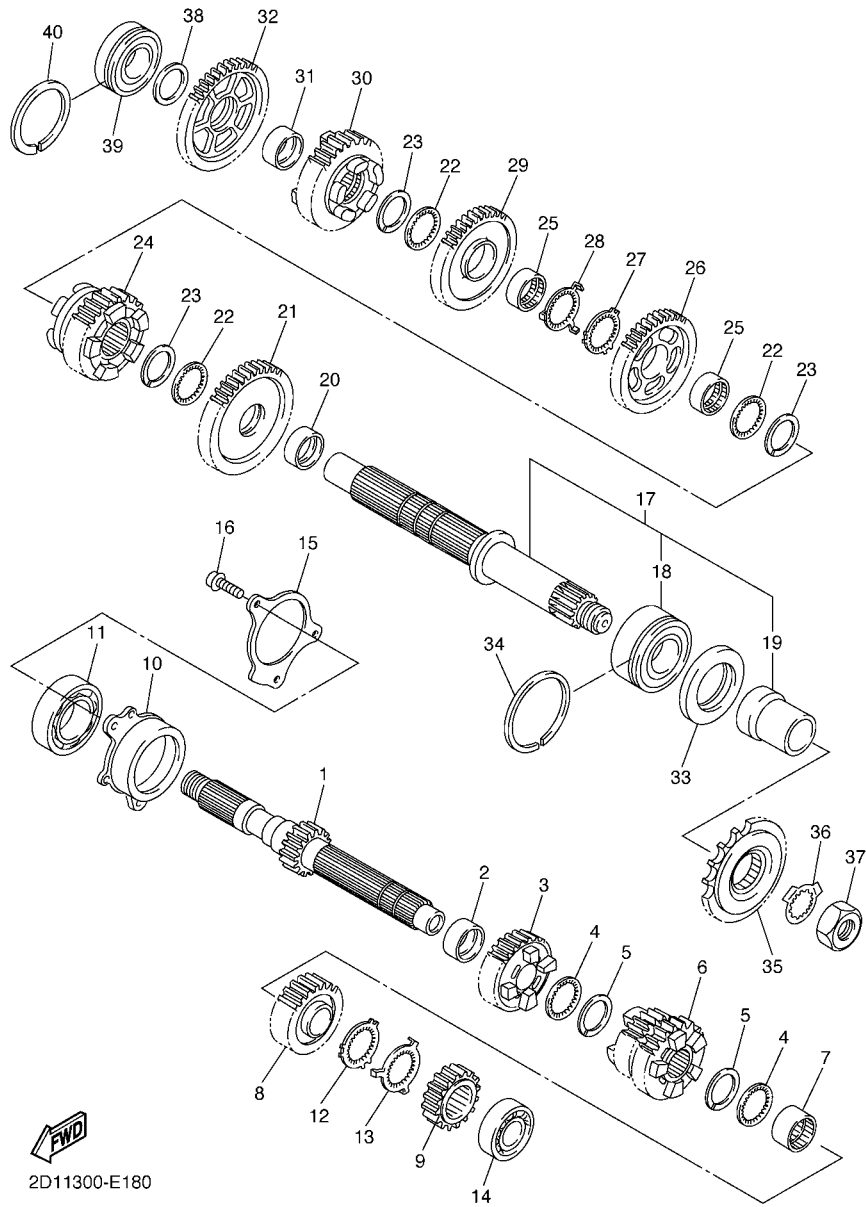
| REF. NR. | TEILE-NR.    | BEZEICHUNG         | 2011 |  |  |  |  | BEMERKUNG |
|----------|--------------|--------------------|------|--|--|--|--|-----------|
| 28       | 90201-10029  | UNTERLEGSCHIBE     | 1    |  |  |  |  |           |
| 29       | 99009-10400  | SPRENGRING         | 1    |  |  |  |  |           |
| 30       | 5VY-16164-00 | DRUCKPLATTE 2      | 1    |  |  |  |  |           |
| 31       | 5VY-16181-00 | ABSTANDHALTER 1    | 1    |  |  |  |  |           |
| 32       | 5VY-13354-00 | KETTENRAD, ANTRIEB | 1    |  |  |  |  |           |
| -----    |              |                    |      |  |  |  |  |           |
| -----    |              |                    |      |  |  |  |  |           |
| -----    |              |                    |      |  |  |  |  |           |
| -----    |              |                    |      |  |  |  |  |           |
| -----    |              |                    |      |  |  |  |  |           |
| -----    |              |                    |      |  |  |  |  |           |
| -----    |              |                    |      |  |  |  |  |           |
| -----    |              |                    |      |  |  |  |  |           |



2D11300-E180

FIG. 18 GETRIEBE

| REF. NR. | TEILE-NR.    | BEZEICHNUNG                 | 2D11 |  |  |  |  | BEMERKUNG |
|----------|--------------|-----------------------------|------|--|--|--|--|-----------|
| 1        | 5VY-17411-00 | HAUPTWELLE (15Z)            | 1    |  |  |  |  |           |
| 2        | 90387-28003  | HULSE                       | 1    |  |  |  |  |           |
| 3        | 2D1-17151-00 | ZAHNRAD, 5. RITZEL (20Z)    | 1    |  |  |  |  |           |
| 4        | 90209-25011  | SCHEIBE                     | 2    |  |  |  |  |           |
| 5        | 93440-28184  | SPRENGRING                  | 2    |  |  |  |  |           |
| 6        | 2D1-17131-00 | ZAHNRAD, 3. RITZEL (21/23Z) | 1    |  |  |  |  |           |
| 7        | 90387-25007  | HULSE                       | 1    |  |  |  |  |           |
| 8        | 2D1-17161-00 | ZAHNRAD, 6. RITZEL (24Z)    | 1    |  |  |  |  |           |
| 9        | 2D1-17121-00 | ZAHNRAD, 2. RITZEL (16Z)    | 1    |  |  |  |  |           |
| 10       | 5VY-15163-00 | GEHAUSE, LAGER 1            | 1    |  |  |  |  |           |
| 11       | 93306-20652  | LAGER                       | 1    |  |  |  |  |           |
| 12       | 90214-25004  | KLAUENSCHLEIBE              | 1    |  |  |  |  |           |
| 13       | 90214-25003  | KLAUENSCHLEIBE              | 1    |  |  |  |  |           |
| 14       | 93306-27208  | LAGER                       | 1    |  |  |  |  |           |
| 15       | 5VY-17446-00 | PLATTE                      | 1    |  |  |  |  |           |
| 16       | 90110-06164  | INNENSECHSKANTSCHRAUBE      | 3    |  |  |  |  |           |
| 17       | 5VY-17402-00 | ANTRIEBSWELLENEINHEIT       | 1    |  |  |  |  |           |
| 18       | 93305-20605  | .LAGER                      | 1    |  |  |  |  |           |
| 19       | 5VY-17442-00 | .DISTANZHULSE               | 1    |  |  |  |  |           |
| 20       | 90387-31003  | HULSE                       | 1    |  |  |  |  |           |
| 21       | 2D1-17221-00 | ZAHNRAD, 2. GANG (33Z)      | 1    |  |  |  |  |           |
| 22       | 90209-28008  | SCHEIBE                     | 3    |  |  |  |  |           |
| 23       | 93440-31187  | SPRENGRING                  | 3    |  |  |  |  |           |
| 24       | 2D1-17261-00 | ZAHNRAD, 6. GANG (29Z)      | 1    |  |  |  |  |           |
| 25       | 90387-28004  | HULSE                       | 2    |  |  |  |  |           |
| 26       | 5VY-17241-00 | ZAHNRAD, 4. GANG (35Z)      | 1    |  |  |  |  |           |
| 27       | 90214-29002  | KLAUENSCHLEIBE              | 1    |  |  |  |  |           |

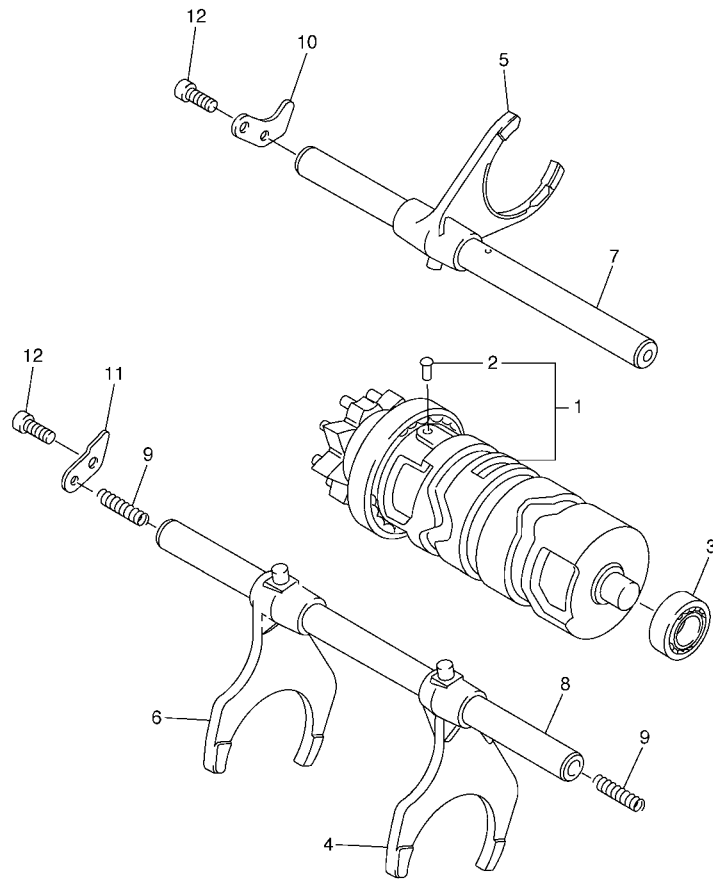


2D11300-E180

FIG. 18 GETRIEBE

| REF. NR. | TEILE-NR.    | BEZEICHUNG             | 2011 |  |  |  |  | BEMERKUNG |
|----------|--------------|------------------------|------|--|--|--|--|-----------|
| 28       | 90214-28002  | KLAUENSCHIBE           | 1    |  |  |  |  |           |
| 29       | 5VY-17231-00 | ZAHNRAD, 3. GANG (37Z) | 1    |  |  |  |  |           |
| 30       | 2D1-17251-00 | ZAHNRAD, 5. GANG (27Z) | 1    |  |  |  |  |           |
| 31       | 90387-25008  | HULSE                  | 1    |  |  |  |  |           |
| 32       | 5VY-17211-00 | ZAHNRAD, 1.GANG (38Z)  | 1    |  |  |  |  |           |
| 33       | 93102-40330  | WELLËNDICHTRING        | 1    |  |  |  |  |           |
| 34       | 93440-62032  | SPRENGRING             | 1    |  |  |  |  |           |
| 35       | 3CV-17460-00 | KETTENRAD (17Z)        | 1    |  |  |  |  |           |
| 36       | 90215-30233  | SICHERUNGSSCHIBE       | 1    |  |  |  |  |           |
| 37       | 90179-22011  | MUTTER                 | 1    |  |  |  |  |           |
| 38       | 90201-257H0  | UNTERLEGSCHIBE         | 1    |  |  |  |  |           |
| 39       | 93306-205A2  | LAGER                  | 1    |  |  |  |  |           |
| 40       | 93440-52009  | SPRENGRING             | 1    |  |  |  |  |           |
|          |              |                        |      |  |  |  |  |           |
|          |              |                        |      |  |  |  |  |           |
|          |              |                        |      |  |  |  |  |           |
|          |              |                        |      |  |  |  |  |           |

FIG. 19 SCHALTNOCKE & SCHALTGABEL



| REF. NR. | TEILE-NR.    | BEZEICHNUNG                  | 2011 |  |  |  |  | BEMERKUNG |
|----------|--------------|------------------------------|------|--|--|--|--|-----------|
| 1        | 5VY-18540-00 | SCHALTNOCCKENWEINHEIT        | 1    |  |  |  |  |           |
| 2        | 136-18542-00 | .LEERLAUFSTUCK               | 1    |  |  |  |  |           |
| 3        | 93306-00106  | LAGER                        | 1    |  |  |  |  |           |
| 4        | 2D1-18511-00 | SCHALTGABEL 1                | 1    |  |  |  |  |           |
| 5        | 2D1-18512-00 | SCHALTGABEL 2                | 1    |  |  |  |  |           |
| 6        | 5VY-18513-01 | SCHALTGABEL 3                | 1    |  |  |  |  |           |
| 7        | 5VY-18531-00 | STANGE, SCHALTGABELFUHRUNG 1 | 1    |  |  |  |  |           |
| 8        | 5VY-18535-00 | STANGE, SCHALTGABELFUHRUNG 2 | 1    |  |  |  |  |           |
| 9        | 90501-064L1  | DRUCKFEDER                   | 2    |  |  |  |  |           |
| 10       | 5VY-18536-00 | ANSCHLAG, SCHALTSTANGE       | 1    |  |  |  |  |           |
| 11       | 5VY-18562-00 | ANSCHLAGPLATTE 2             | 1    |  |  |  |  |           |
| 12       | 90110-06182  | INNENSECHSKANTSCHRAUBE       | 2    |  |  |  |  |           |
|          |              |                              |      |  |  |  |  |           |
|          |              |                              |      |  |  |  |  |           |
|          |              |                              |      |  |  |  |  |           |
|          |              |                              |      |  |  |  |  |           |



5VY1300-C190

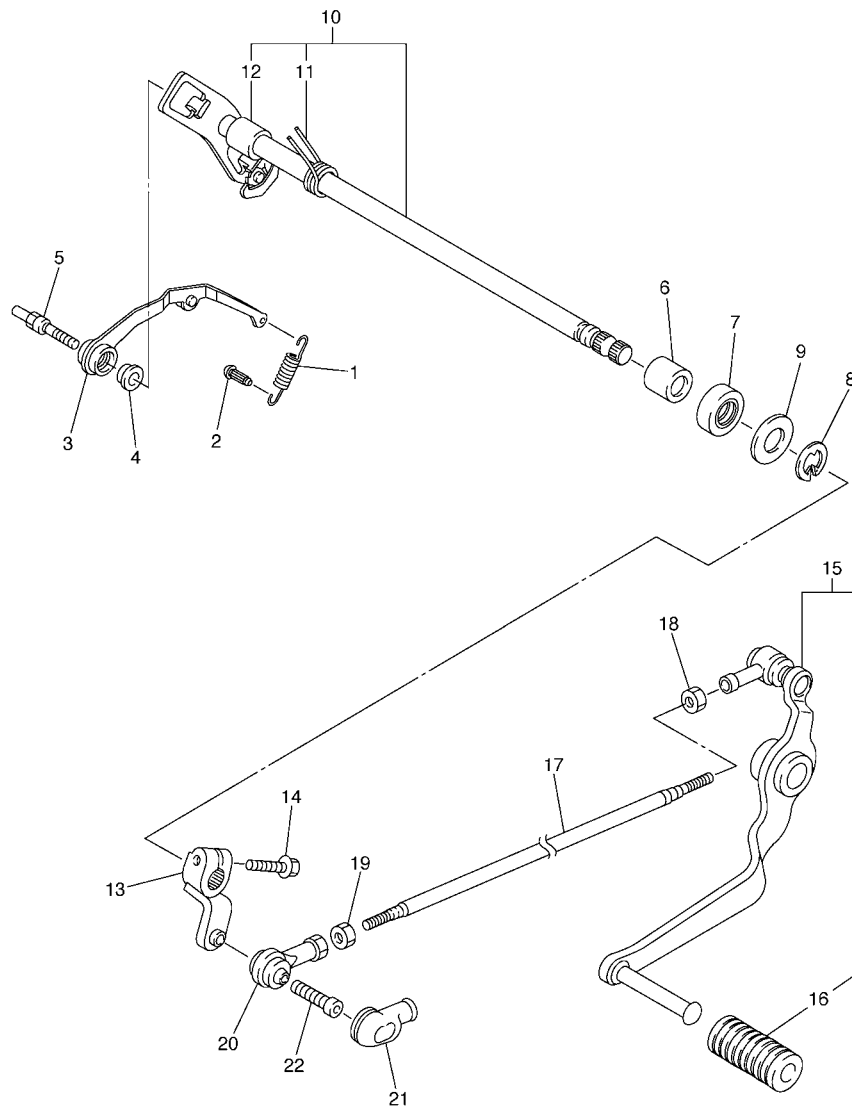
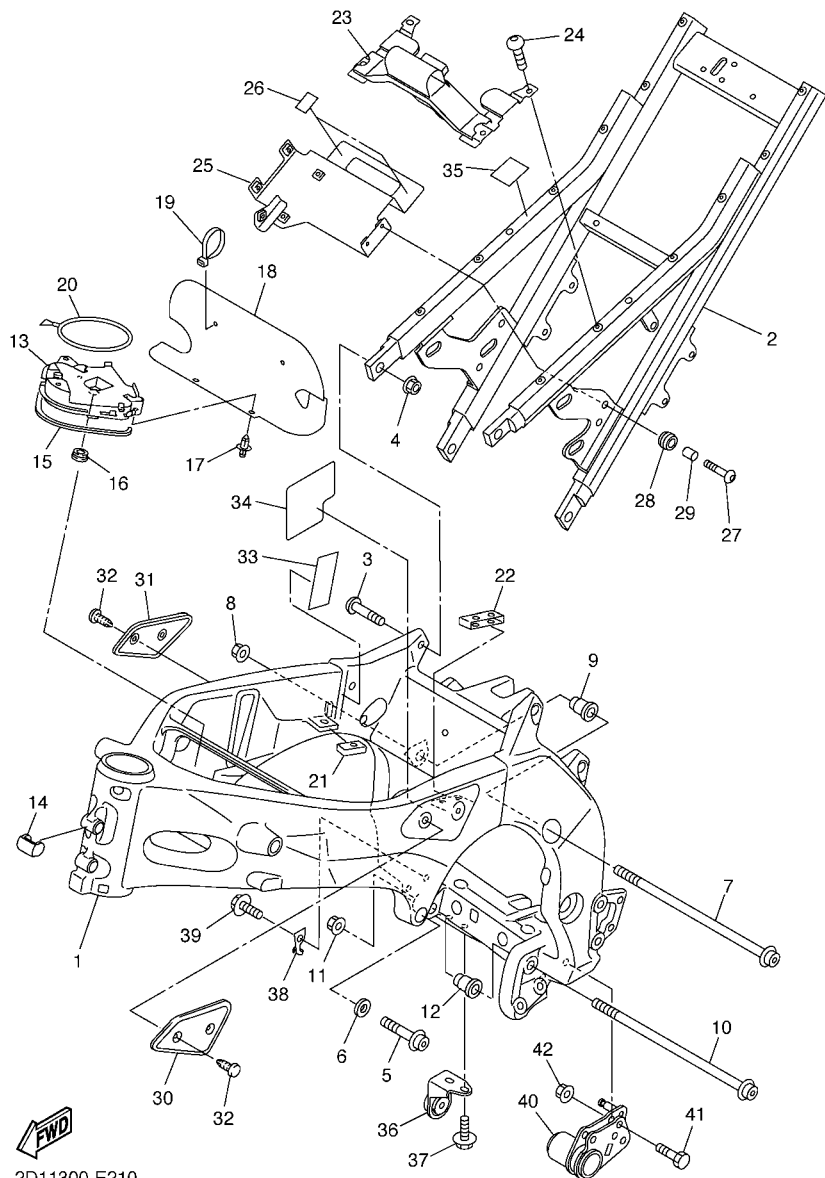


FIG. 20 SCHALTWELLE & SCHALTPEDAL

| REF. NR. | TEILE-NR.    | BEZEICHNUNG                   | 2D11 |  |  |  |  | BEMERKUNG |
|----------|--------------|-------------------------------|------|--|--|--|--|-----------|
| 1        | 5VY-18144-00 | HALTER, FEDER                 | 1    |  |  |  |  |           |
| 2        | 132-16346-00 | HAKEN, FEDER                  | 1    |  |  |  |  |           |
| 3        | 5VY-18140-00 | ANSCHLAGHEBELEINHEIT          | 1    |  |  |  |  |           |
| 4        | 90387-0804S  | HULSE                         | 1    |  |  |  |  |           |
| 5        | 5VY-18127-10 | SCHRAUBENANSCHLAG             | 1    |  |  |  |  |           |
| 6        | 93317-11295  | LAGER                         | 2    |  |  |  |  |           |
| 7        | 93101-12004  | WELLENDICHRING                | 1    |  |  |  |  |           |
| 8        | 99002-10600  | SPRENGRING                    | 1    |  |  |  |  |           |
| 9        | 90201-12575  | UNTERLEGSCHIBE                | 2    |  |  |  |  |           |
| 10       | 2D1-18101-00 | SCHALTWELLENEINHEIT           | 1    |  |  |  |  |           |
| 11       | 90508-32020  | .ZUGFEDER                     | 1    |  |  |  |  |           |
| 12       | 90387-1211D  | .HULSE                        | 1    |  |  |  |  |           |
| 13       | 2D1-18112-00 | SCHALTARM                     | 1    |  |  |  |  |           |
| 14       | 95022-06020  | FLANSCHSCHRAUBE               | 1    |  |  |  |  |           |
| 15       | 2D1-18110-00 | SCHALTPEDALEINHEIT            | 1    |  |  |  |  |           |
| 16       | 5EB-18113-00 | .DECKEL, SCHALTPEDAL          | 1    |  |  |  |  |           |
| 17       | 2D1-18115-00 | SCHALTSTANGE                  | 1    |  |  |  |  |           |
| 18       | 90170-06228  | MUTTER (VERKEHTHEIT SCHRAUBE) | 1    |  |  |  |  |           |
| 19       | 95304-06700  | MUTTER                        | 1    |  |  |  |  |           |
| 20       | 5VX-18116-00 | VERBINDUNG, STANGE 1          | 1    |  |  |  |  |           |
| 21       | 5VX-18154-00 | STAUBDECKEL                   | 1    |  |  |  |  |           |
| 22       | 90111-06019  | SCHRAUBE                      | 1    |  |  |  |  |           |



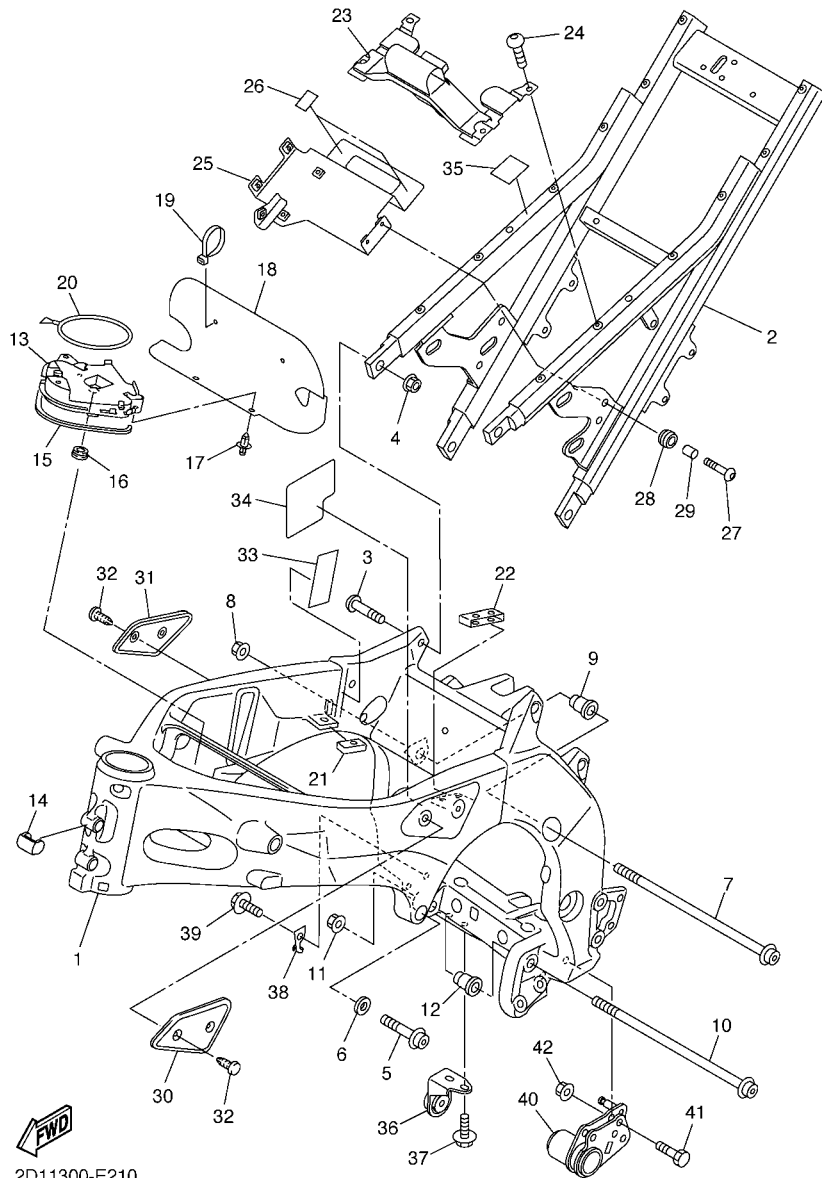
2D11300-E200



2D11300-E210

FIG. 21 RAHMEN

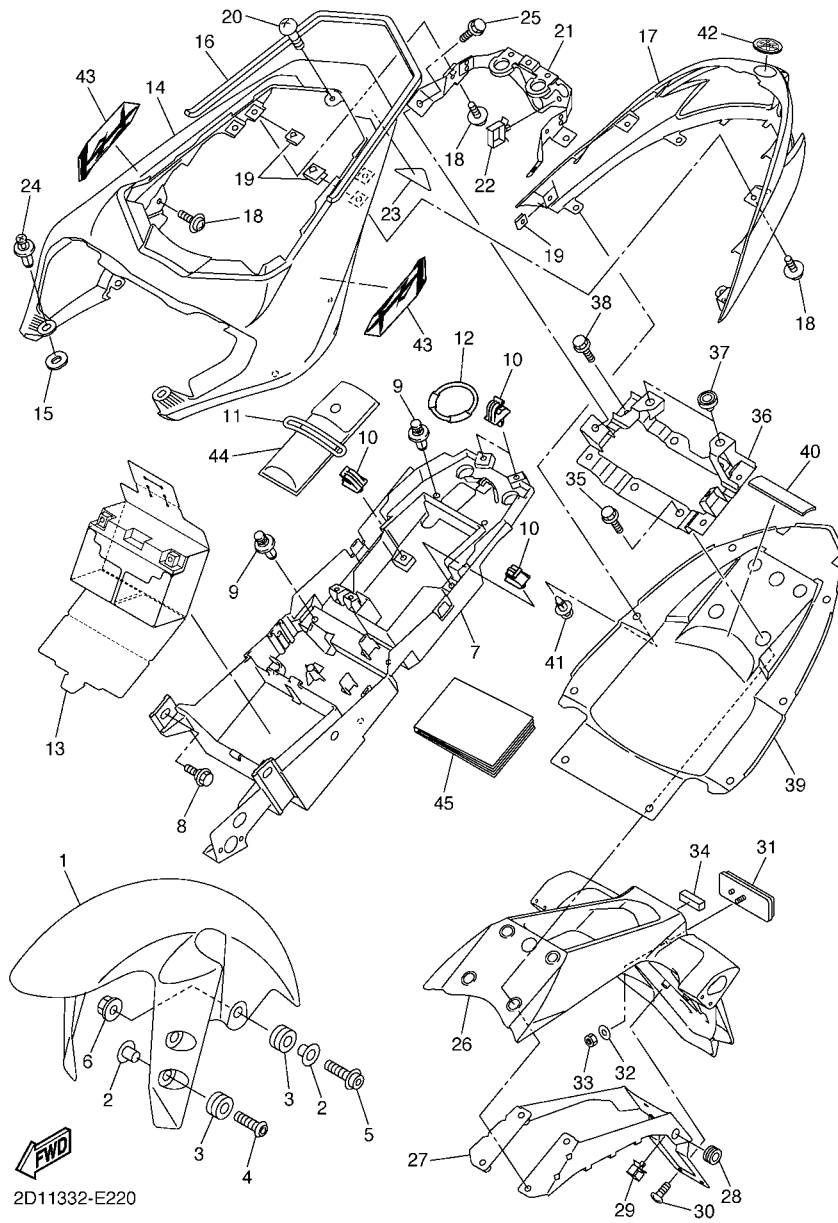
| REF. NR. | TEILE-NR.       | BEZEICHNUNG              | 2D11 |  |  |  | BEMERKUNG     |
|----------|-----------------|--------------------------|------|--|--|--|---------------|
| 1        | 2D1-21110-00-P0 | RAHMEN KOMPL.            | 1    |  |  |  | FUR SMX,LRYS1 |
|          | 2D1-21110-00-P1 | RAHMEN KOMPL.            | 1    |  |  |  | FUR S3        |
| 2        | 2D1-21190-00-P0 | HINTERRAHMEN KOMPL.      | 1    |  |  |  | FUR SMX,LRYS1 |
|          | 2D1-21190-00-P1 | HINTERRAHMEN KOMPL.      | 1    |  |  |  | FUR S3        |
| 3        | 90157-10001     | ZYLINDERSCHRAUBE         | 4    |  |  |  |               |
| 4        | 95604-10200     | SELBSTSICHERNDE MUTTER   | 4    |  |  |  |               |
| 5        | 95024-10040     | FLANSCHSCHRAUBE          | 2    |  |  |  |               |
| 6        | 90201-10008     | UNTERLEGSCHIBE           | 2    |  |  |  |               |
| 7        | 90110-10005     | INNENSECHSKANTSCHRAUBE   | 1    |  |  |  |               |
| 8        | 90179-10696     | MUTTER                   | 1    |  |  |  |               |
| 9        | 5EB-21495-00    | EINSTELLSCHRAUBE         | 1    |  |  |  |               |
| 10       | 90110-10005     | INNENSECHSKANTSCHRAUBE   | 1    |  |  |  |               |
| 11       | 90179-10696     | MUTTER                   | 1    |  |  |  |               |
| 12       | 5EB-21495-00    | EINSTELLSCHRAUBE         | 1    |  |  |  |               |
| 13       | 2D1-2117N-00    | DECKEL 3                 | 1    |  |  |  |               |
| 14       | 2D1-21399-00    | KAPPE                    | 1    |  |  |  |               |
| 15       | 2D1-2174Y-00    | DAMPFER                  | 1    |  |  |  |               |
| 16       | 90480-01333     | GUMMITULLE               | 1    |  |  |  |               |
| 17       | 90269-06001     | NIET                     | 2    |  |  |  |               |
| 18       | 2D1-2117G-00    | SCHUTZGLAS               | 1    |  |  |  |               |
| 19       | 1UA-82591-00    | BAND                     | 2    |  |  |  |               |
| 20       | 3YX-21376-00    | BAND, WERKZEUG           | 1    |  |  |  |               |
| 21       | 2D1-24184-00    | DAMPFUNGLAGER 4          | 1    |  |  |  |               |
| 22       | 2D1-24185-00    | DAMPFUNGLAGER 5          | 1    |  |  |  |               |
| 23       | 2D1-21345-00    | KONSOLE, TANKBEFESTIGUNG | 1    |  |  |  |               |
| 24       | 90149-06026     | SCHRAUBE                 | 4    |  |  |  |               |
| 25       | 2D1-21287-00    | KONSOLE, REGLER          | 1    |  |  |  |               |



2D11300-E210

FIG. 21 RAHMEN

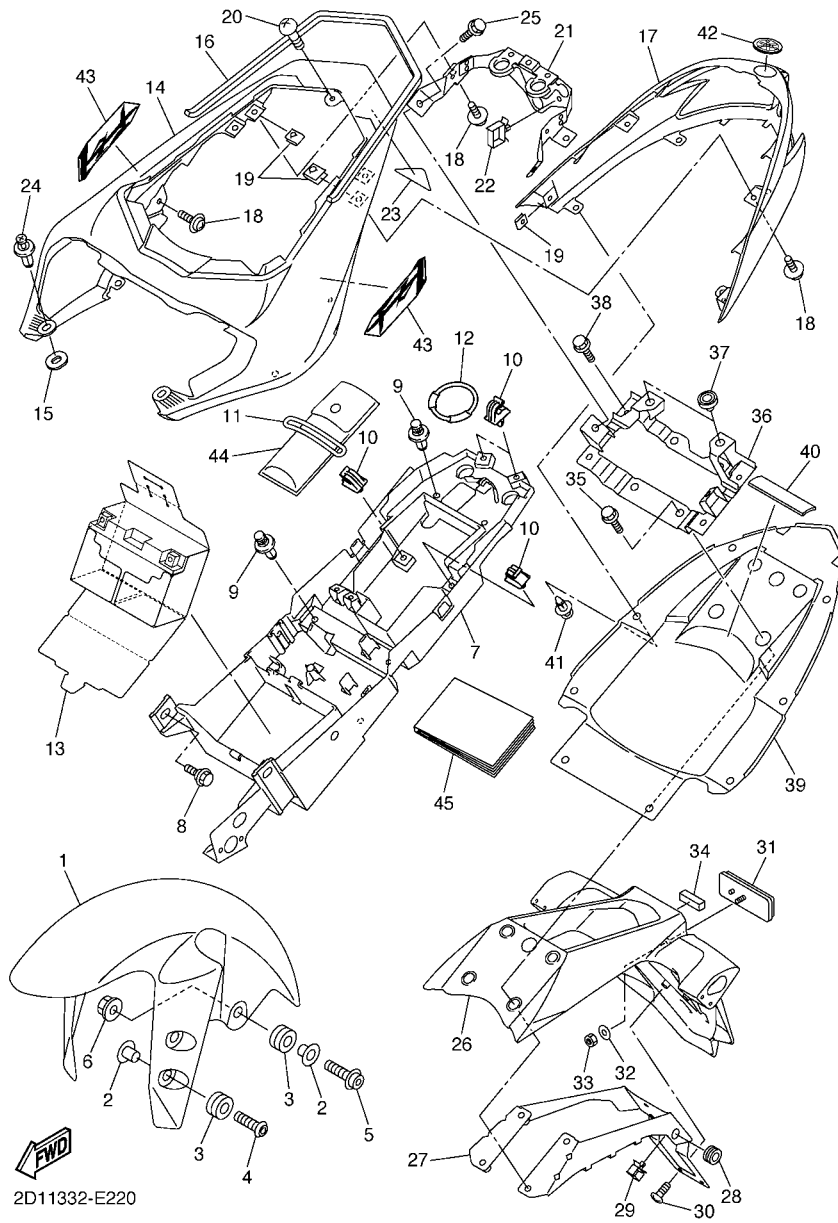
| REF. NR. | TEILE-NR.    | BEZEICHNUNG            | 2D11 |  |  |  |  | BEMERKUNG |
|----------|--------------|------------------------|------|--|--|--|--|-----------|
| 26       | 5YU-21639-00 | DAMPFER 2              | 2    |  |  |  |  |           |
| 27       | 90111-06019  | SCHRAUBE               | 4    |  |  |  |  |           |
| 28       | 90480-14013  | GUMMITULLE             | 4    |  |  |  |  |           |
| 29       | 90387-06026  | HULSE                  | 4    |  |  |  |  |           |
| 30       | 2D1-24129-00 | SEITENDECKEL 1         | 1    |  |  |  |  |           |
| 31       | 2D1-24139-00 | SEITENDECKEL 2         | 1    |  |  |  |  |           |
| 32       | 90269-06003  | NIET                   | 4    |  |  |  |  |           |
| 33       | 4PX-23426-00 | DAMPFER                | 1    |  |  |  |  |           |
| 34       | 2D1-21575-00 | DICHTUNG 1             | 1    |  |  |  |  |           |
| 35       | 2D1-21268-10 | DICHTUNG               | 1    |  |  |  |  |           |
| 36       | 2D1-27425-01 | KONSOLE                | 1    |  |  |  |  |           |
| 37       | 95812-08016  | FLANSCHSCHRAUBE        | 2    |  |  |  |  |           |
| 38       | 2D1-27267-00 | KABELFUHRUNG           | 1    |  |  |  |  |           |
| 39       | 95027-10016  | FLANSCHSCHRAUBE        | 1    |  |  |  |  |           |
| 40       | 3C3-27151-01 | KONSOLE                | 1    |  |  |  |  |           |
| 41       | 90101-10004  | SCHRAUBE               | 2    |  |  |  |  |           |
| 42       | 95607-10200  | SELBSTSICHERNDE MUTTER | 2    |  |  |  |  |           |



2D11332-E220

FIG. 22 KOTFLUGEL

| REF. NR. | TEILE-NR.       | BEZEICHNUNG            | 2D11 |  |  |  | BEMERKUNG |
|----------|-----------------|------------------------|------|--|--|--|-----------|
| 1        | 5PW-21511-00-P6 | KOTFLUGEL, VORNE       | 1    |  |  |  | UR SMX    |
|          | 5PW-21511-00-P2 | KOTFLUGEL, VORNE       | 1    |  |  |  | UR S3     |
|          | 5PW-21511-00-P9 | KOTFLUGEL, VORNE       | 1    |  |  |  | UR LRY51  |
| 2        | 90387-065J6     | HULSE                  | 6    |  |  |  |           |
| 3        | 90480-12072     | GUMMITULLE             | 6    |  |  |  |           |
| 4        | 90111-06043     | SCHRAUBE               | 4    |  |  |  |           |
| 5        | 90109-06031     | SCHRAUBE               | 2    |  |  |  |           |
| 6        | 95607-06200     | SELBSTSICHERNDE MUTTER | 2    |  |  |  |           |
| 7        | 2D1-8212B-00    | BATTERIE KASTEN        | 1    |  |  |  |           |
| 8        | 90109-063F1     | SCHRAUBE               | 2    |  |  |  |           |
| 9        | 90269-07077     | NIET                   | 4    |  |  |  |           |
| 10       | 90464-07259     | SHELLE                 | 4    |  |  |  |           |
| 11       | 4XV-21376-00    | BAND, WERKZEUG         | 1    |  |  |  |           |
| 12       | 2D1-21646-00    | BAND                   | 1    |  |  |  |           |
| 13       | 2D1-82122-00    | SITZ, BATTERIE         | 2    |  |  |  |           |
| 14       | 2D1-21651-00-P0 | DECKEL, H. KOTFLUGEL   | 1    |  |  |  | UR SMX    |
|          | 2D1-21651-00-P1 | DECKEL, H. KOTFLUGEL   | 1    |  |  |  | UR S3     |
|          | 2D1-21651-00-P2 | DECKEL, H. KOTFLUGEL   | 1    |  |  |  | UR LRY51  |
| 15       | 5PW-2174X-00    | DAMPFER                | 2    |  |  |  |           |
| 16       | 2D1-24747-00    | DAMPFER, SITZ          | 1    |  |  |  |           |
| 17       | 2D1-2163A-00    | DECKEL, H. KOTFLUGEL 1 | 1    |  |  |  |           |
| 18       | 90159-05083     | SCHRAUBE, MIT SCHEIBE  | 6    |  |  |  |           |
| 19       | 90183-05024     | FEDERMUTTER            | 6    |  |  |  |           |
| 20       | 98902-06012     | BLINDSCHRAUBE          | 1    |  |  |  |           |
| 21       | 2D1-2117E-00    | KONSOLE, SCHLUSSLICHT  | 1    |  |  |  |           |
| 22       | 90464-16021     | SHELLE                 | 1    |  |  |  |           |
| 23       | 2D1-21669-00    | DICHTUNG               | 1    |  |  |  |           |

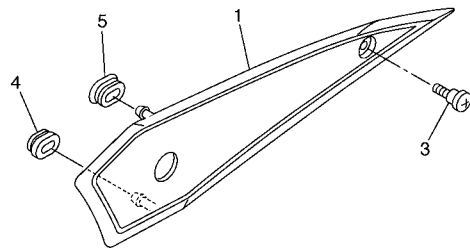
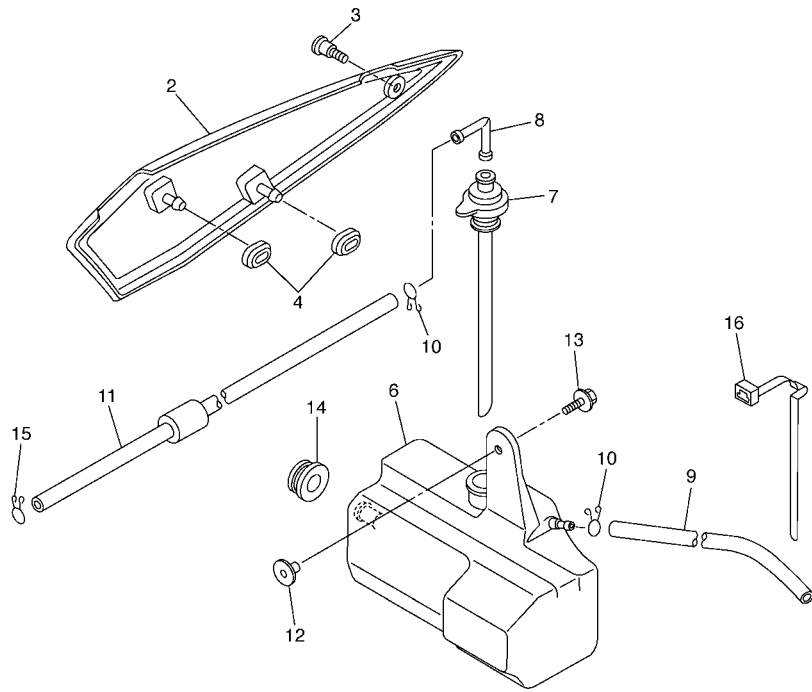


2D11332-E220

FIG. 22 KOTFLUGEL

| REF. NR. | TEILE-NR.    | BEZEICHUNG                | 2D11 |  |  |  | BEMERKUNG    |
|----------|--------------|---------------------------|------|--|--|--|--------------|
| 24       | 90269-07076  | NIET                      | 2    |  |  |  |              |
| 25       | 95827-08012  | FLANSCHSCHRAUBE           | 2    |  |  |  |              |
| 26       | 2D1-21629-00 | FUHRUNG, SCHLAMMSCHUTZ    | 1    |  |  |  |              |
| 27       | 2D1-21688-00 | KONSOLE, H. STUTZE        | 1    |  |  |  |              |
| 28       | 90480-13004  | GUMMITULLE                | 2    |  |  |  |              |
| 29       | 90464-16021  | SCHELLE                   | 1    |  |  |  |              |
| 30       | 97707-50016  | BLECHSCHRAUBE             | 6    |  |  |  |              |
| 31       | 3Y6-85130-02 | HINTERER REFLEKTOR KOMPL. | 1    |  |  |  |              |
| 32       | 90201-05725  | UNTERLEGSCHIBE            | 1    |  |  |  |              |
| 33       | 95607-05100  | MUTTER, U                 | 1    |  |  |  |              |
| 34       | 2D1-21649-00 | DAMPFER                   | 1    |  |  |  |              |
| 35       | 95817-08025  | FLANSCHSCHRAUBE           | 4    |  |  |  |              |
| 36       | 2D1-21261-00 | KONSOLE, H. KOTFLUGEL     | 1    |  |  |  |              |
| 37       | 22W-24741-00 | KISSEN, SITZ              | 2    |  |  |  |              |
| 38       | 95827-06020  | FLANSCHSCHRAUBE           | 4    |  |  |  |              |
| 39       | 2D1-21611-00 | KOTFLUGEL, HINTERRAD      | 1    |  |  |  |              |
| 40       | 2D1-21639-00 | DAMPFER 2                 | 1    |  |  |  |              |
| 41       | 90269-07077  | NIET                      | 8    |  |  |  |              |
| 42       | 4KN-2836B-10 | MARKIERUNG                | 1    |  |  |  |              |
| 43       | 2D1-2163G-00 | EMBLEM 1                  | 2    |  |  |  | UR FUR SMX   |
|          | 2D1-2163G-10 | EMBLEM 1                  | 2    |  |  |  | UR FUR S3    |
|          | 2D1-2163G-20 | EMBLEM 1                  | 2    |  |  |  | UR FUR LRYS1 |
| 44       | 2D1-28100-00 | WERKZEUGSATZ              | 1    |  |  |  |              |
| 45       | 2D1-28199-G0 | BETRIEBSANLEITUNG         | 1    |  |  |  |              |

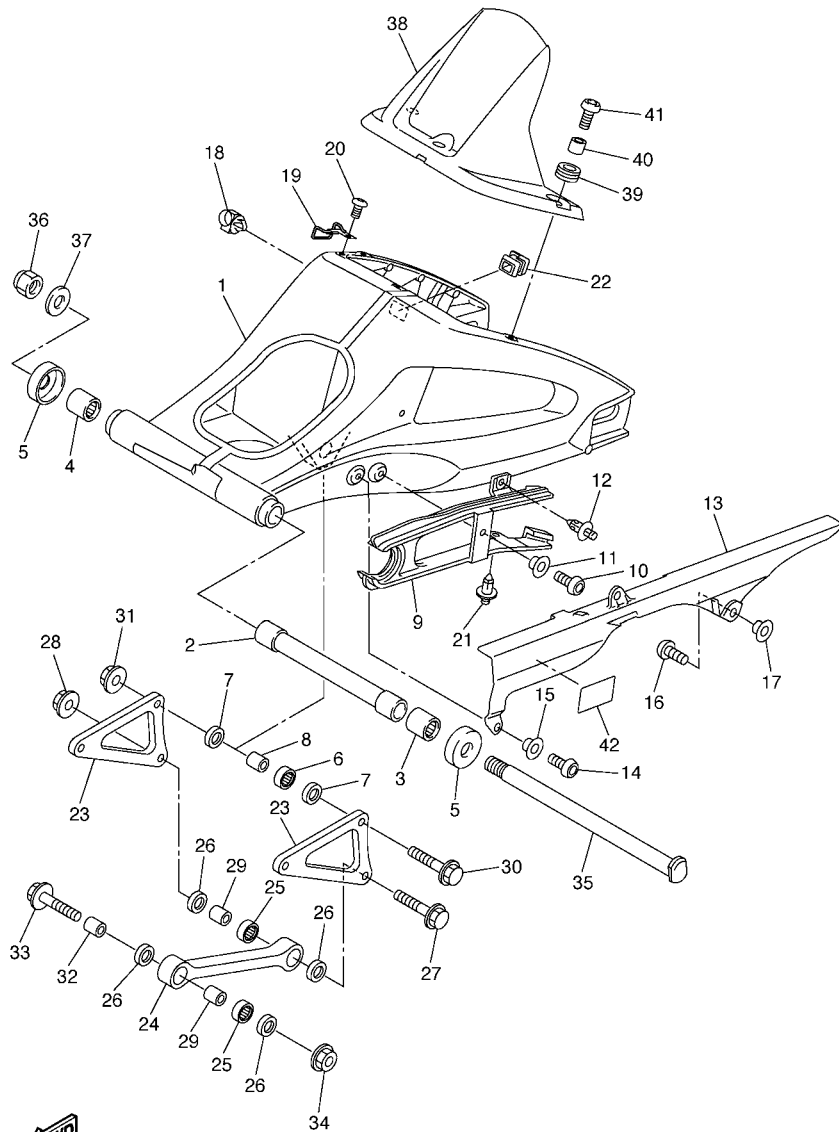
FIG. 23 SEITENDECKEL



| REF. NR. | TEILE-NR.    | BEZEICHUNG            | 2D11 |  |  |  | BEMERKUNG |
|----------|--------------|-----------------------|------|--|--|--|-----------|
| 1        | 2D1-21711-00 | SEITENDECKEL 1        | 1    |  |  |  |           |
| 2        | 2D1-21721-00 | SEITENDECKEL 2        | 1    |  |  |  |           |
| 3        | 90149-06165  | SCHRAUBE              | 2    |  |  |  |           |
| 4        | 90480-01559  | GUMMITULLE            | 3    |  |  |  |           |
| 5        | 2D1-21719-00 | GUMMITULLE            | 1    |  |  |  |           |
| 6        | 2D1-21871-00 | AUFFANGTANK           | 1    |  |  |  |           |
| 7        | 5VY-21875-00 | VERSCHLUSSDECKEL      | 1    |  |  |  |           |
| 8        | 26H-21828-00 | ROHRBOGEN             | 1    |  |  |  |           |
| 9        | 90445-08022  | SCHLAUCH              | 1    |  |  |  |           |
| 10       | 90467-08075  | KLEMME                | 2    |  |  |  |           |
| 11       | 90445-087K6  | SCHLAUCH (L700)       | 1    |  |  |  |           |
| 12       | 90387-062M9  | HULSE                 | 1    |  |  |  |           |
| 13       | 90119-06228  | SCHRAUBE, MIT SCHEIBE | 1    |  |  |  |           |
| 14       | 90480-20001  | GUMMITULLE            | 1    |  |  |  |           |
| 15       | 90467-08075  | KLEMME                | 1    |  |  |  |           |
| 16       | 90464-07M40  | SHELLE                | 1    |  |  |  |           |
|          |              |                       |      |  |  |  |           |
|          |              |                       |      |  |  |  |           |
|          |              |                       |      |  |  |  |           |
|          |              |                       |      |  |  |  |           |



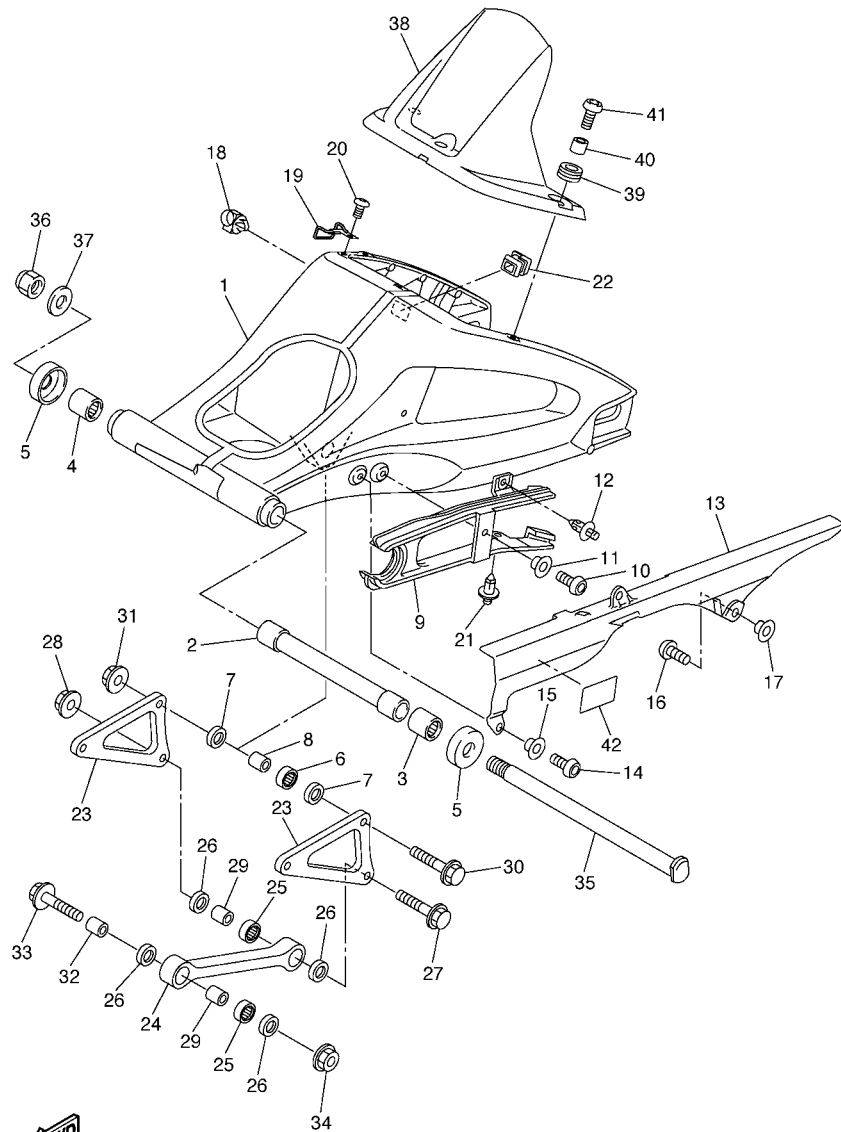
2D11300-E230



2D11300-E240

FIG. 24 HINTERRADSWINGE

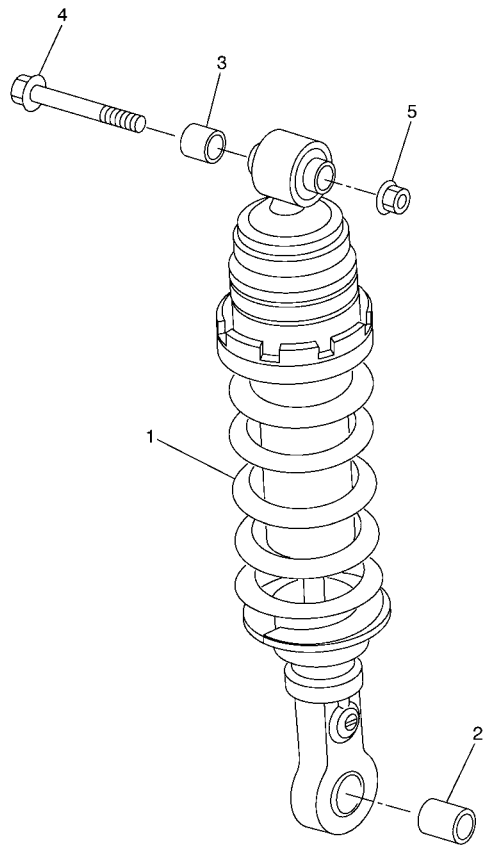
| REF. NR. | TEILE-NR.    | BEZEICHNUNG            | 2D11 |  |  |  | BEMERKUNG        |
|----------|--------------|------------------------|------|--|--|--|------------------|
| 1        | 2D1-22110-10 | HINTERRADSWINGE KOMPL. | 1    |  |  |  | UR FUR SMX,LRYS1 |
|          | 2D1-22110-00 | HINTERRADSWINGE KOMPL. | 1    |  |  |  | UR FUR S3        |
| 2        | 2D1-22184-00 | BUCHSE                 | 1    |  |  |  |                  |
| 3        | 93317-42599  | LAGER                  | 1    |  |  |  |                  |
| 4        | 93315-42536  | LAGER                  | 1    |  |  |  |                  |
| 5        | 5JJ-22128-00 | STAUBDECKEL 1          | 2    |  |  |  |                  |
| 6        | 93315-41762  | LAGER                  | 1    |  |  |  |                  |
| 7        | 93109-17071  | WELLENDICHTRING        | 2    |  |  |  |                  |
| 8        | 90387-1012A  | HULSE                  | 1    |  |  |  |                  |
| 9        | 2D1-22151-00 | SCHUTZDICHTUNG         | 1    |  |  |  |                  |
| 10       | 92012-06014  | SCHRAUBE               | 1    |  |  |  |                  |
| 11       | 90387-06130  | HULSE                  | 1    |  |  |  |                  |
| 12       | 90269-07007  | NIET                   | 1    |  |  |  |                  |
| 13       | 5SL-22311-00 | KETTENKASTEN           | 1    |  |  |  |                  |
| 14       | 92012-06014  | SCHRAUBE               | 1    |  |  |  |                  |
| 15       | 90387-06130  | HULSE                  | 1    |  |  |  |                  |
| 16       | 90110-06102  | INNENSECHSKANTSCHRAUBE | 2    |  |  |  |                  |
| 17       | 90387-06009  | HULSE                  | 2    |  |  |  |                  |
| 18       | 90464-17003  | SHELLE                 | 1    |  |  |  |                  |
| 19       | 2D1-25887-00 | HALTER, BREMSSCHLAUCH  | 1    |  |  |  |                  |
| 20       | 92012-06014  | SCHRAUBE               | 1    |  |  |  |                  |
| 21       | 90269-07008  | NIET                   | 1    |  |  |  |                  |
| 22       | 2D1-22117-00 | VERSCHLUSSKAPPE        | 1    |  |  |  |                  |
| 23       | 2D1-2217A-00 | VERBINDUNGSARM         | 2    |  |  |  |                  |
| 24       | 2D1-2217M-00 | ARM 1                  | 1    |  |  |  |                  |
| 25       | 93315-31758  | LAGER                  | 2    |  |  |  |                  |
| 26       | 93109-17071  | WELLENDICHTRING        | 4    |  |  |  |                  |



2D11300-E240

FIG. 24 HINTERRADSWINGE

| REF. NR. | TEILE-NR.    | BEZEICHNUNG                | 2D11 |  |  |  | BEMERKUNG |
|----------|--------------|----------------------------|------|--|--|--|-----------|
| 27       | 90105-10030  | SCHRAUBE                   | 1    |  |  |  |           |
| 28       | 95607-10200  | SELBSTSICHERNDE MUTTER     | 1    |  |  |  |           |
| 29       | 90387-1012A  | HULSE                      | 2    |  |  |  |           |
| 30       | 90105-10030  | SCHRAUBE                   | 2    |  |  |  |           |
| 31       | 95607-10200  | SELBSTSICHERNDE MUTTER     | 2    |  |  |  |           |
| 32       | 90387-10043  | HÜLSE                      | 1    |  |  |  |           |
| 33       | 90105-10323  | SCHRAUBE                   | 1    |  |  |  |           |
| 34       | 95607-10200  | SELBSTSICHERNDE MUTTER     | 1    |  |  |  |           |
| 35       | 2D1-22141-00 | DREHWELLE                  | 1    |  |  |  |           |
| 36       | 90185-18167  | SELBSTSICHERNDE MUTTER     | 1    |  |  |  |           |
| 37       | 90201-18013  | UNTERLEGSCHIBE             | 1    |  |  |  |           |
| 38       | 2D1-21650-00 | HINTERRAD-KOTFLUGEL KOMPL. | 1    |  |  |  |           |
| 39       | 90480-12003  | GUMMITULLE                 | 3    |  |  |  |           |
| 40       | 90387-0600V  | HULSE                      | 3    |  |  |  |           |
| 41       | 90149-06302  | SCHRAUBE                   | 3    |  |  |  |           |
| 42       | 5VY-21668-00 | REIFENSCHILD               | 1    |  |  |  |           |
|          |              |                            |      |  |  |  |           |
|          |              |                            |      |  |  |  |           |
|          |              |                            |      |  |  |  |           |

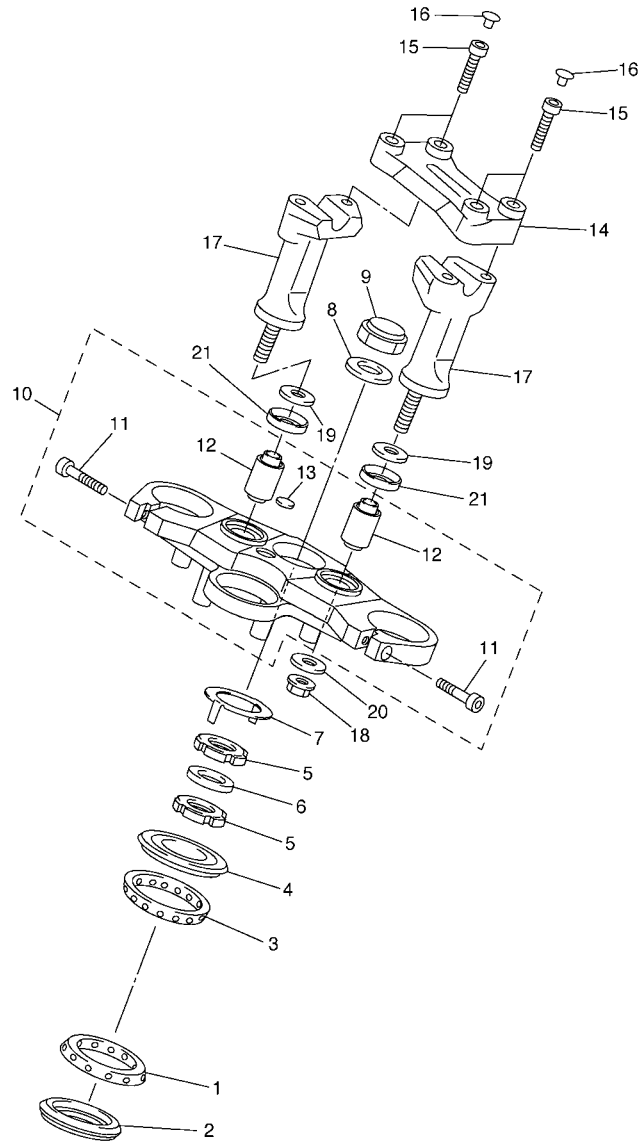


**FIG. 25 HINTERRADAUFHANGUNG**

| REF. NR. | TEILE-NR.    | BEZEICHNUNG                 | 2011 |  |  |  |  | BEMERKUNG |
|----------|--------------|-----------------------------|------|--|--|--|--|-----------|
| 1        | 2D1-22210-00 | STOSSDAMPFEREINHEIT, HINTEN | 1    |  |  |  |  |           |
| 2        | 90387-1012A  | HULSE                       | 1    |  |  |  |  |           |
| 3        | 90387-10043  | HULSE                       | 1    |  |  |  |  |           |
| 4        | 90105-10323  | SCHRAUBE                    | 1    |  |  |  |  |           |
| 5        | 95607-10200  | SELBSTSICHERNDE MUTTER      | 1    |  |  |  |  |           |
| -----    |              |                             |      |  |  |  |  |           |
| -----    |              |                             |      |  |  |  |  |           |
| -----    |              |                             |      |  |  |  |  |           |
| -----    |              |                             |      |  |  |  |  |           |
| -----    |              |                             |      |  |  |  |  |           |
| -----    |              |                             |      |  |  |  |  |           |
| -----    |              |                             |      |  |  |  |  |           |
| -----    |              |                             |      |  |  |  |  |           |
| -----    |              |                             |      |  |  |  |  |           |
| -----    |              |                             |      |  |  |  |  |           |



2D11300-E250

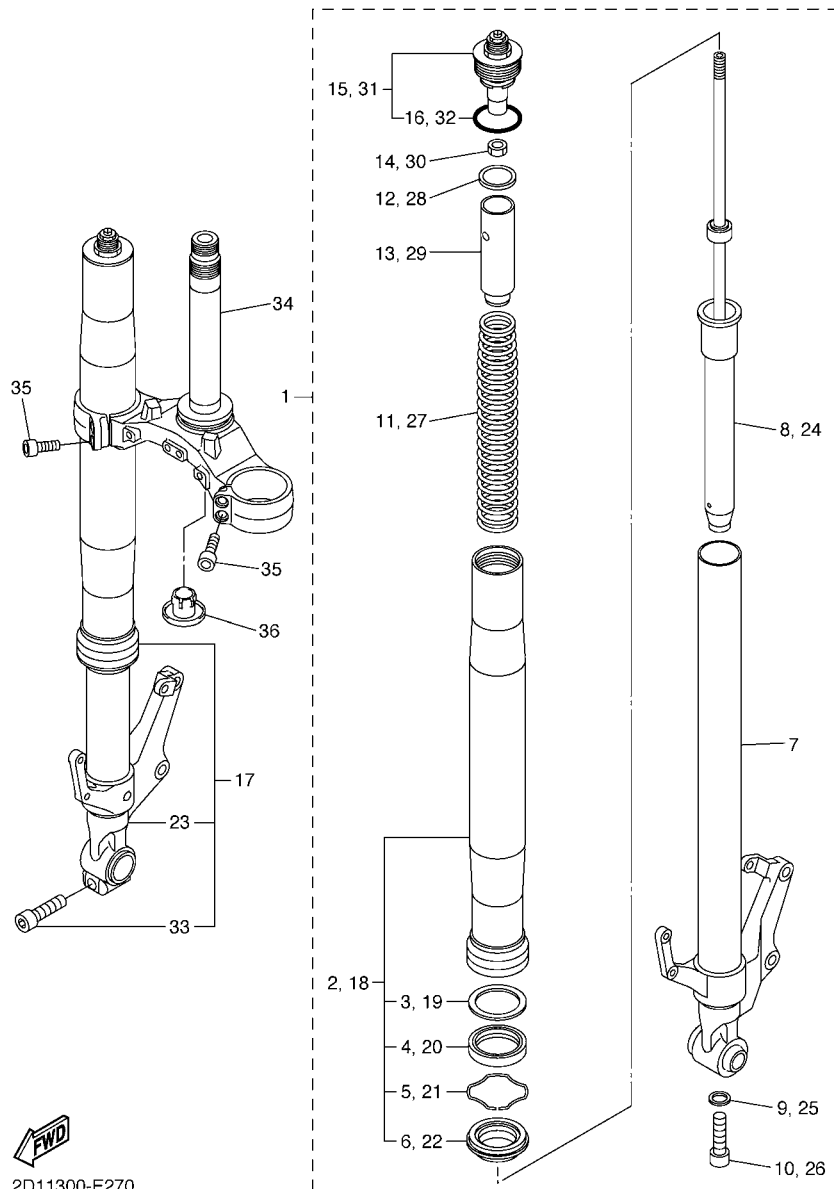


2D11300-E260

FIG. 26 LENKUNG

| REF. NR. | TEILE-NR.    | BEZEICHNUNG             | 2D11 |  |  |  | BEMERKUNG |
|----------|--------------|-------------------------|------|--|--|--|-----------|
| 1        | 93399-99957  | LAGER                   | 1    |  |  |  |           |
| 2        | 3FV-23462-00 | DICHTUNG, LENKUNG       | 1    |  |  |  |           |
| 3        | 93399-99932  | LAGER                   | 1    |  |  |  |           |
| 4        | 4XV-23415-01 | DECKEL, KUGELLAUFRING 1 | 1    |  |  |  |           |
| 5        | 90179-30691  | MUTTER                  | 2    |  |  |  |           |
| 6        | 90202-30235  | UNTERLEGSCHIBE          | 1    |  |  |  |           |
| 7        | 4XV-23418-00 | SPEZIALSCHEIBE          | 1    |  |  |  |           |
| 8        | 90201-281U8  | UNTERLEGSCHIBE          | 1    |  |  |  |           |
| 9        | 90176-28083  | KRONENMUTTER            | 1    |  |  |  |           |
| 10       | 2D1-23405-00 | LENKERKRONE             | 1    |  |  |  |           |
| 11       | 91314-08030  | .SCHRAUBE               | 2    |  |  |  |           |
| 12       | 3VD-23434-00 | .DAMPFUNGSHALTER        | 2    |  |  |  |           |
| 13       | 4XV-2341B-00 | .EMBLEM                 | 1    |  |  |  |           |
| 14       | 2D1-23441-00 | LENKERHALTER, OBEN      | 1    |  |  |  |           |
| 15       | 91317-08030  | SCHRAUBE                | 4    |  |  |  |           |
| 16       | 90338-08163  | VERSCHLUSS              | 4    |  |  |  |           |
| 17       | 2D1-23442-00 | LENKERHALTER, UNTEN     | 2    |  |  |  |           |
| 18       | 95607-10200  | SELBSTSICHERNDE MUTTER  | 2    |  |  |  |           |
| 19       | 92907-10200  | UNTERLEGESCHEIBE        | 2    |  |  |  |           |
| 20       | 90201-10141  | UNTERLEGSCHIBE          | 2    |  |  |  |           |
| 21       | 5YU-23445-00 | DÄMPFER                 | 2    |  |  |  |           |

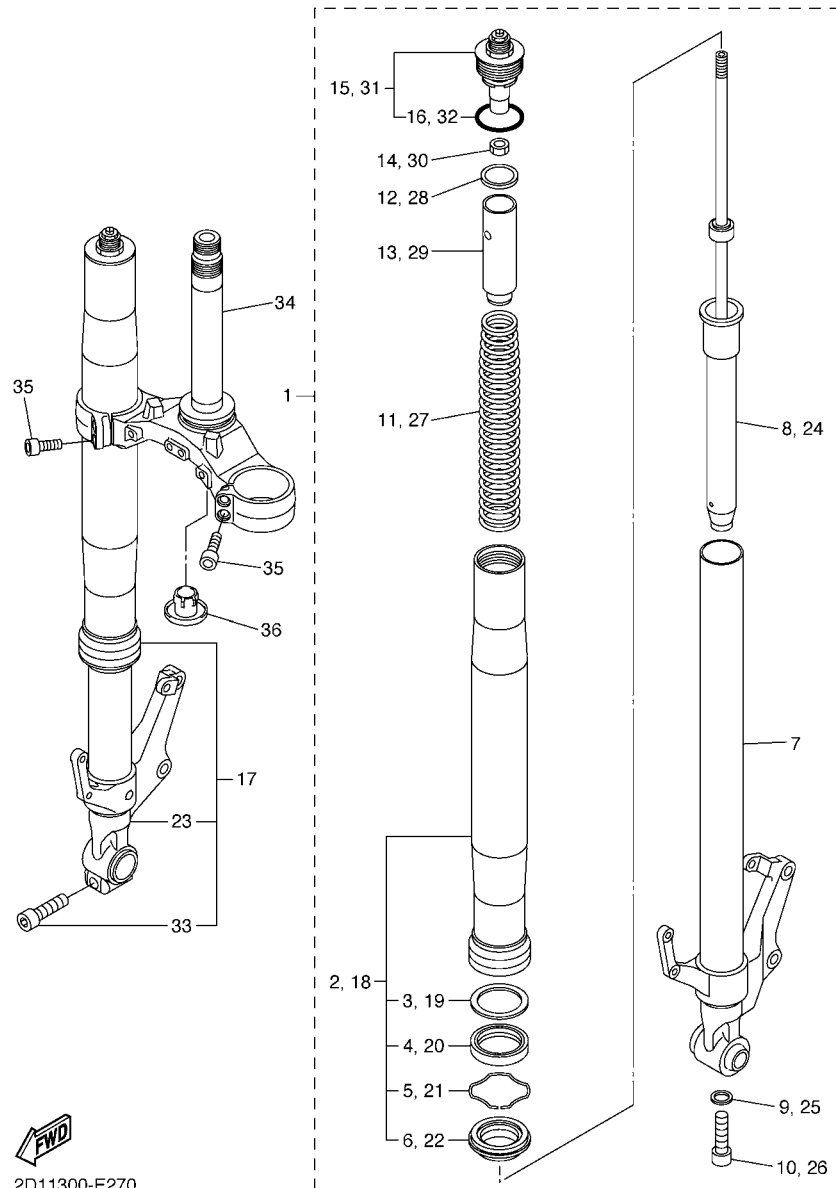
FIG. 27 VORDERRADGABEL



2D11300-E270

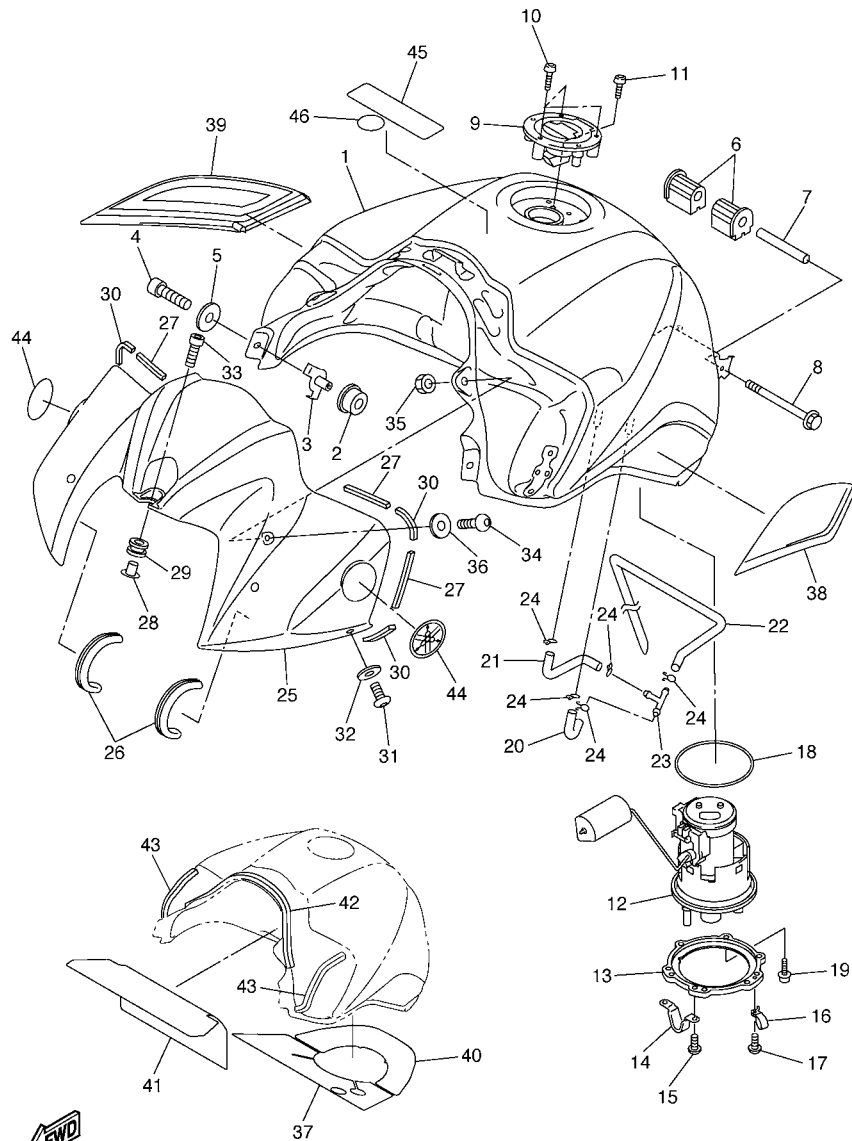
| REF. NR. | TEILE-NR.    | BEZEICHUNG                    | 2D11 |  |  |  | BEMERKUNG |
|----------|--------------|-------------------------------|------|--|--|--|-----------|
| 1        | 2D1-23102-00 | GABELBEIN (LINKS)             | 1    |  |  |  |           |
| 2        | 2D1-23136-00 | .AUSSERES ROHR 2              | 1    |  |  |  |           |
| 3        | 5PW-23146-00 | ..SCHEIBE, WELLENDICHTRING    | 1    |  |  |  |           |
| 4        | 4PU-23145-01 | ..WELLENDICHTRING             | 1    |  |  |  |           |
| 5        | 4V4-23153-L0 | ..SPRENGRING                  | 1    |  |  |  |           |
| 6        | 4PU-23144-00 | ..STAUBDICHTUNG               | 1    |  |  |  |           |
| 7        | 2D1-23110-00 | .INNERES GABELBEINROHR 1      | 1    |  |  |  |           |
| 8        | 2D1-23170-10 | .ZYLINDER KOMPL. VORDERRADGA. | 1    |  |  |  |           |
| 9        | 509-23158-L0 | .DICHTUNG                     | 1    |  |  |  |           |
| 10       | 5UX-23181-00 | .INNENSECHSKANTSCHRAUBE       | 1    |  |  |  |           |
| 11       | 2D1-23141-00 | .FEDER,VORDERRADGABEL         | 1    |  |  |  |           |
| 12       | 5VY-12277-00 | .SCHEIBE                      | 1    |  |  |  |           |
| 13       | 5VY-23118-00 | .ABSTANDHALTER                | 1    |  |  |  |           |
| 14       | 3LC-23357-00 | .MUTTER                       | 1    |  |  |  |           |
| 15       | 2D1-23111-00 | .SCHRAUBE, VERSCHLUSSKAPPE    | 1    |  |  |  |           |
| 16       | 3XJ-23147-L0 | ..O-RING                      | 1    |  |  |  |           |
| 17       | 2D1-23103-00 | GABELBEIN (RECHTS)            | 1    |  |  |  |           |
| 18       | 2D1-23136-00 | .AUSSERES ROHR 2              | 1    |  |  |  |           |
| 19       | 5PW-23146-00 | ..SCHEIBE, WELLENDICHTRING    | 1    |  |  |  |           |
| 20       | 4PU-23145-01 | ..WELLENDICHTRING             | 1    |  |  |  |           |
| 21       | 4V4-23153-L0 | ..SPRENGRING                  | 1    |  |  |  |           |
| 22       | 4PU-23144-00 | ..STAUBDICHTUNG               | 1    |  |  |  |           |
| 23       | 2D1-23120-00 | .INNERES GABELBEINROHR 2      | 1    |  |  |  |           |
| 24       | 2D1-23170-00 | .ZYLINDER KOMPL. VORDERRADGA. | 1    |  |  |  |           |
| 25       | 509-23158-L0 | .DICHTUNG                     | 1    |  |  |  |           |
| 26       | 5UX-23181-00 | .INNENSECHSKANTSCHRAUBE       | 1    |  |  |  |           |
| 27       | 2D1-23141-00 | .FEDER,VORDERRADGABEL         | 1    |  |  |  |           |

FIG. 27 VORDERRADGABEL



2D11300-E270

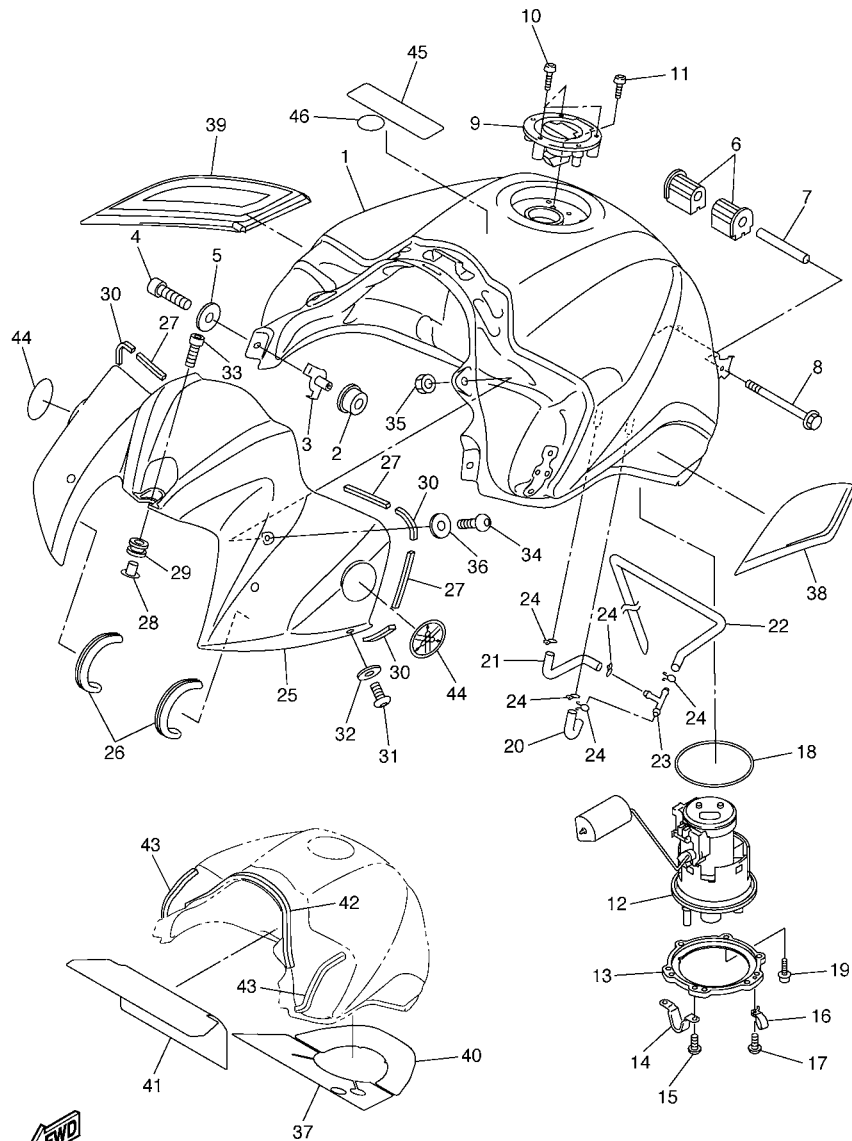
| REF. NR. | TEILE-NR.    | BEZEICHUNG                 | 2D11 |  |  |  | BEMERKUNG |
|----------|--------------|----------------------------|------|--|--|--|-----------|
| 28       | 5VY-12277-00 | .SCHEIBE                   | 1    |  |  |  |           |
| 29       | 5VY-23118-00 | .ABSTANDHALTER             | 1    |  |  |  |           |
| 30       | 3LC-23357-00 | .MUTTER                    | 1    |  |  |  |           |
| 31       | 2D1-23111-00 | .SCHRAUBE, VERSCHLUSSKAPPE | 1    |  |  |  |           |
| 32       | 3XJ-23147-L0 | ..O-RING                   | 1    |  |  |  |           |
| 33       | 91314-08040  | .SCHRAUBE                  | 1    |  |  |  |           |
| 34       | 2D1-23340-00 | UNTERE KONSOLE KOMPL.      | 1    |  |  |  |           |
| 35       | 91314-08030  | SCHRAUBE                   | 4    |  |  |  |           |
| 36       | 4KM-23123-01 | DECKEL 1, UNTEN            | 1    |  |  |  |           |
|          |              |                            |      |  |  |  |           |
|          |              |                            |      |  |  |  |           |
|          |              |                            |      |  |  |  |           |
|          |              |                            |      |  |  |  |           |
|          |              |                            |      |  |  |  |           |
|          |              |                            |      |  |  |  |           |
|          |              |                            |      |  |  |  |           |
|          |              |                            |      |  |  |  |           |
|          |              |                            |      |  |  |  |           |
|          |              |                            |      |  |  |  |           |



2D11300-E280

FIG. 28 KRAFTSTOFFTANK

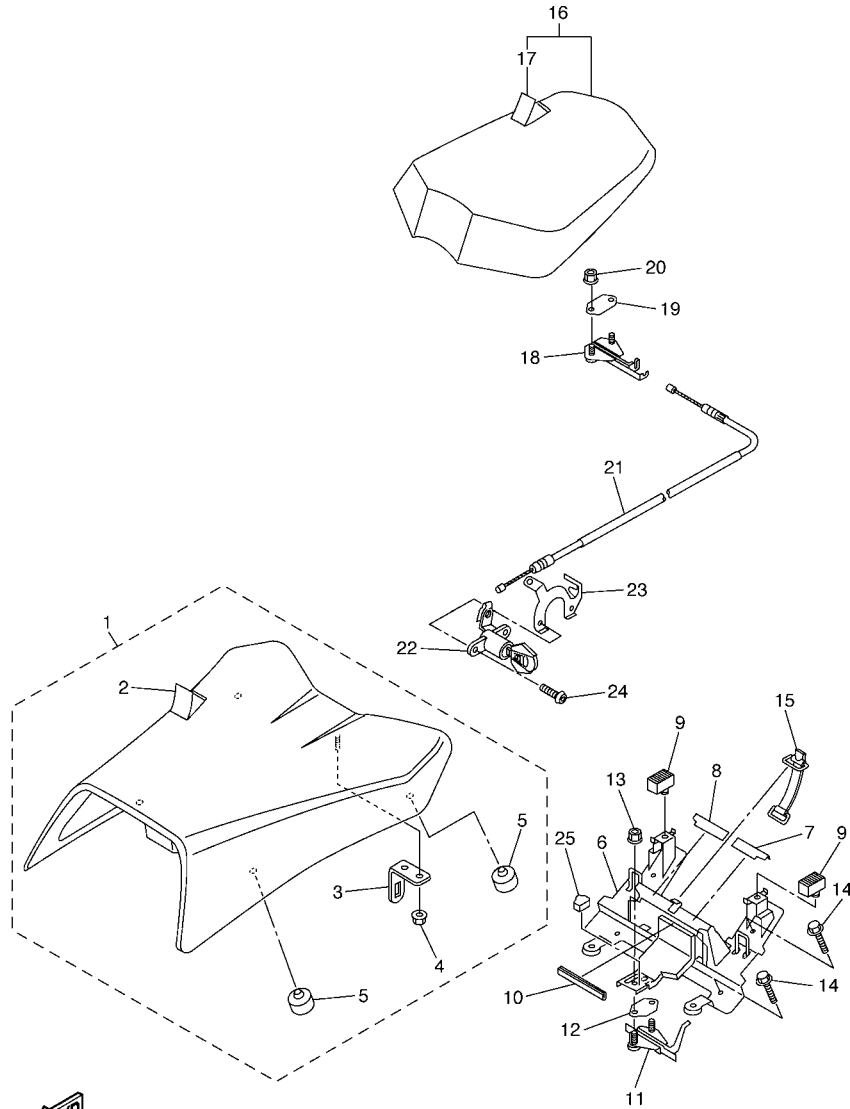
| REF. NR. | TEILE-NR.       | BEZEICHNUNG               | 2D11 |  |  |  | BEMERKUNG |
|----------|-----------------|---------------------------|------|--|--|--|-----------|
| 1        | 2D1-YK241-00-P0 | KRAFTSTOFFTANK KOMPL.     | 1    |  |  |  | UR SMX    |
|          | 2D1-YK241-00-P1 | KRAFTSTOFFTANK KOMPL.     | 1    |  |  |  | UR S3     |
|          | 2D1-Y2410-00-01 | KRAFTSTOFFTANK KOMPL.     | 1    |  |  |  | UR LRY51  |
| 2        | 5VY-24181-00    | DAMPFUNGLAGER 1           | 2    |  |  |  |           |
| 3        | 2D1-2412G-00    | HULSE                     | 2    |  |  |  |           |
| 4        | 91317-06016     | SCHRAUBE                  | 2    |  |  |  |           |
| 5        | 90201-060A3     | UNTERLEGSCHIBE            | 2    |  |  |  |           |
| 6        | 5VX-24181-00    | DAMPFUNGLAGER 1           | 2    |  |  |  |           |
| 7        | 90387-061W6     | HULSE                     | 1    |  |  |  |           |
| 8        | 91317-06090     | SCHRAUBE                  | 1    |  |  |  |           |
| 9        | 5JJ-24602-00    | VERSCHLUSSKAPPE KOMPL.    | 1    |  |  |  |           |
| 10       | 90110-05112     | INNENSECHSKANTSCHRAUBE    | 3    |  |  |  |           |
| 11       | 91317-05010     | SCHRAUBE                  | 1    |  |  |  |           |
| 12       | 2D1-13907-00    | KRAFTSTOFFPUMPE KOMPL.    | 1    |  |  |  |           |
| 13       | 2D1-24491-00    | KONSOLE, KRAFTSTOFFPUMPE  | 1    |  |  |  |           |
| 14       | 2D1-24192-00    | KONSOLE, KRAFTSTOFFTANK 2 | 1    |  |  |  |           |
| 15       | 98907-05008     | BLINDSCHRAUBE             | 2    |  |  |  |           |
| 16       | 90461-10010     | SHELLE                    | 1    |  |  |  |           |
| 17       | 90154-05012     | KLEMMSCHRAUBE             | 1    |  |  |  |           |
| 18       | 5JW-24486-00    | O-RING                    | 1    |  |  |  |           |
| 19       | 90110-05014     | INNENSECHSKANTSCHRAUBE    | 6    |  |  |  |           |
| 20       | 2D1-24315-00    | ROHR 5                    | 1    |  |  |  |           |
| 21       | 2D1-24316-00    | ROHR 6                    | 1    |  |  |  |           |
| 22       | 2D1-24317-00    | ROHR 7                    | 1    |  |  |  |           |
| 23       | 90413-07007     | PASSAGE 3                 | 1    |  |  |  |           |
| 24       | 90467-09006     | KLEMMME                   | 5    |  |  |  |           |
| 25       | 2D1-2171A-00-P0 | VERKLEIDUNG, OBEN         | 1    |  |  |  | UR SMX    |



2D11300-E280

FIG. 28 KRAFTSTOFFTANK

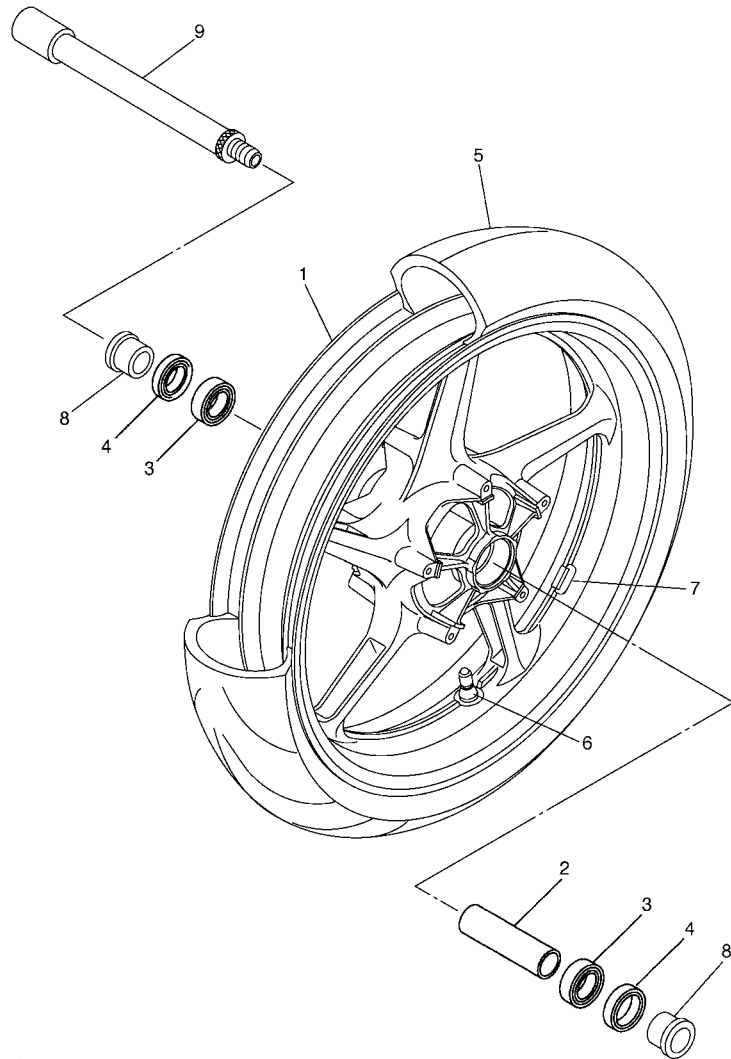
| REF. NR. | TEILE-NR.       | BEZEICHUNG                   | 2D11 |  |  |  | BEMERKUNG |
|----------|-----------------|------------------------------|------|--|--|--|-----------|
| 25       | 2D1-2171A-00-P1 | VERKLEIDUNG, OBEN            | 1    |  |  |  | UR S3     |
|          | 2D1-2171A-00-P2 | VERKLEIDUNG, OBEN            | 1    |  |  |  | UR LRYS1  |
| 26       | 2D1-28345-00    | FORMTEIL 1                   | 2    |  |  |  |           |
| 27       | 4XV-2834E-00    | DAMPFER 1                    | 4    |  |  |  |           |
| 28       | 90387-062Y6     | HULSE                        | 1    |  |  |  |           |
| 29       | 90480-12314     | GUMMITÜLLE                   | 1    |  |  |  |           |
| 30       | 2D1-24181-00    | DAMPFUNGLAGER 1              | 4    |  |  |  |           |
| 31       | 90111-05019     | SCHRAUBE                     | 2    |  |  |  |           |
| 32       | 90202-05224     | UNTERLEGSCHIBE               | 2    |  |  |  |           |
| 33       | 90110-06233     | INNENSECHSKANTSCHRAUBE       | 1    |  |  |  |           |
| 34       | 90111-05024     | SCHRAUBE                     | 2    |  |  |  |           |
| 35       | 90179-05003     | MUTTER                       | 2    |  |  |  |           |
| 36       | 90202-05088     | UNTERLEGSCHIBE               | 2    |  |  |  |           |
| 37       | 2D1-2414N-00    | ZIERVERKLEIDUNG, ABDECKUNG   | 1    |  |  |  |           |
| 38       | 2D1-24106-00    | SEITENDECKELEINHEIT 1        | 1    |  |  |  |           |
| 39       | 2D1-24108-00    | SEITENDECKELEINHEIT 2        | 1    |  |  |  |           |
| 40       | 2D1-2414K-00    | ZIERVERKLEIDUNG, ABDECKUNG 3 | 1    |  |  |  |           |
| 41       | 2D1-2414H-00    | ZIERVERKLEIDUNG, ABDECKUNG   | 1    |  |  |  |           |
| 42       | 2D1-2414P-00    | ZIERVERKLEIDUNG, ABDECKUNG   | 1    |  |  |  |           |
| 43       | 2D1-2414R-00    | ZIERVERKLEIDUNG, ABDECKUNG   | 2    |  |  |  |           |
| 44       | 5SL-2413B-00    | EMBLEM                       | 2    |  |  |  |           |
| 45       | 5PA-21568-00    | WARNSCHLD                    | 1    |  |  |  |           |
| 46       | 3ME-2415E-01    | WARNSCHILD                   | 1    |  |  |  |           |



2D11300-E290

FIG. 29 SITZ

| REF. NR. | TEILE-NR.    | BEZEICHUNG              | 2D11 |  |  |  | BEMERKUNG                            |
|----------|--------------|-------------------------|------|--|--|--|--------------------------------------|
| 1        | 2D1-24710-00 | EINZELSITZ KOMPL.       | 1    |  |  |  |                                      |
| 2        | 2D1-24711-00 | .DECKEL, EINZELSITZ     | 1    |  |  |  |                                      |
| 3        | 4HM-24728-00 | .KONSOLE, SITZ          | 1    |  |  |  |                                      |
| 4        | 95607-06200  | .SELBSTSICHERNDE MUTTER | 1    |  |  |  |                                      |
| 5        | 278-27114-00 | .ANSCHLAG, HAUPTSTANDER | 4    |  |  |  |                                      |
| 6        | 2D1-21341-01 | KONSOLE, SITZ 1         | 1    |  |  |  | from RN165-002221<br>to RN165-002220 |
| 6        | 2D1-21341-00 | KONSOLE, SITZ 1         | 1    |  |  |  |                                      |
| 7        | 2D1-2476U-00 | SCHUTZ                  | 1    |  |  |  |                                      |
| 8        | 2D1-2476V-00 | SCHUTZ 2                | 1    |  |  |  |                                      |
| 9        | 5BN-24741-00 | KISSEN, SITZ            | 2    |  |  |  |                                      |
| 10       | 2D1-24785-00 | FORMTEIL, SITZ          | 1    |  |  |  |                                      |
| 11       | 2D1-24780-00 | SITZSCHLOSS KOMPL.      | 1    |  |  |  |                                      |
| 12       | 4BP-24792-00 | PLATTE                  | 1    |  |  |  |                                      |
| 13       | 95702-06500  | FLANSCHMUTTER           | 2    |  |  |  |                                      |
| 14       | 95827-06020  | FLANSCHSCHRAUBE         | 4    |  |  |  |                                      |
| 15       | 18G-82131-00 | BAND, BATTERIE          | 1    |  |  |  |                                      |
| 16       | 2D1-24750-00 | TANDEMSITZ KOMPL.       | 1    |  |  |  |                                      |
| 17       | 2D1-24751-00 | .DECKEL, TANDEMSITZ     | 1    |  |  |  |                                      |
| 18       | 4BP-24780-00 | SITZSCHLOSS KOMPL.      | 1    |  |  |  |                                      |
| 19       | 4BP-24792-00 | PLATTE                  | 1    |  |  |  |                                      |
| 20       | 95702-06500  | FLANSCHMUTTER           | 2    |  |  |  |                                      |
| 21       | 2D1-2478E-00 | SEIL, SITZHAKEN         | 1    |  |  |  |                                      |
| 22       | 2TV-W2470-00 | SITZSCHLOSS KOMPL.      | 1    |  |  |  |                                      |
| 23       | 4XV-2117K-00 | STUTZE, SCHLOSS         | 1    |  |  |  |                                      |
| 24       | 90149-06006  | SCHRAUBE                | 2    |  |  |  |                                      |
| 25       | 2D1-24665-00 | DAMPFER                 | 1    |  |  |  |                                      |

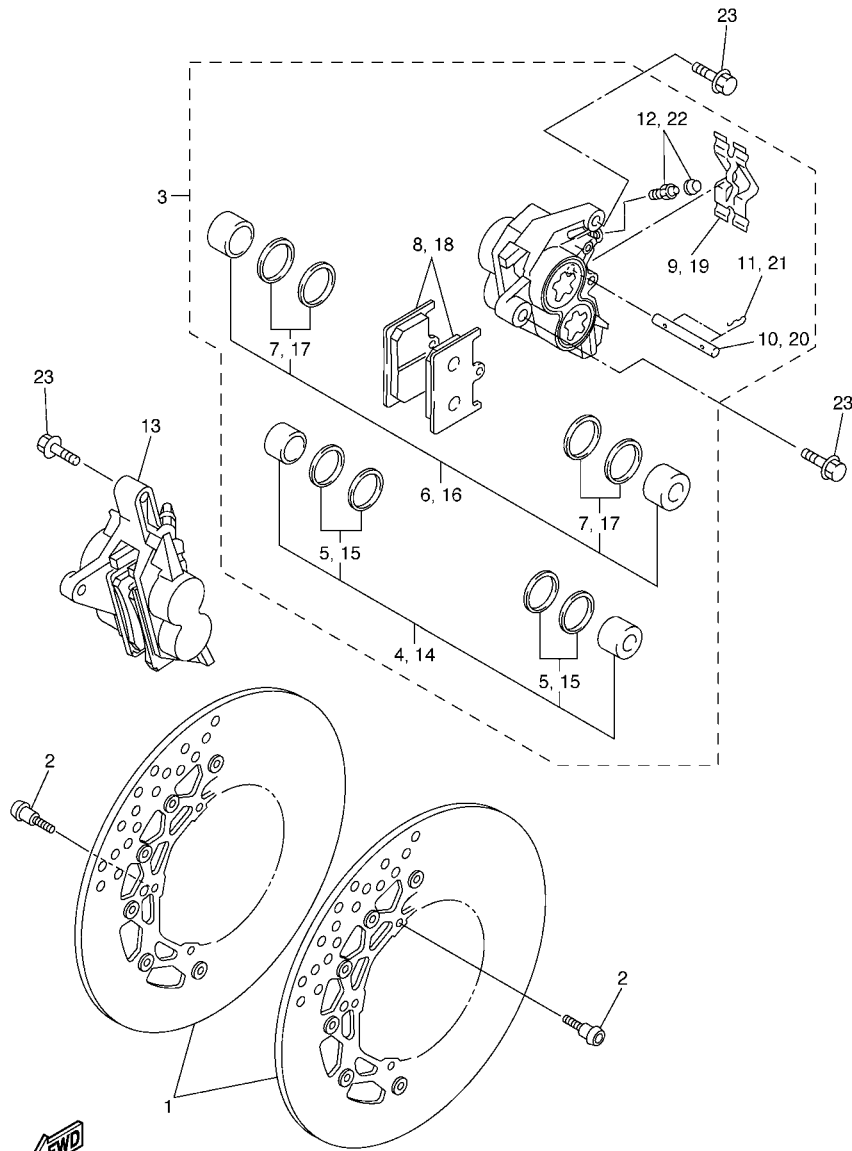


**FIG. 30 VORDERRAD**

| REF. NR. | TEILE-NR.       | BEZEICHNUNG                 | 2011 |  |  |  | BEMERKUNG         |
|----------|-----------------|-----------------------------|------|--|--|--|-------------------|
| 1        | 5VY-25168-00-98 | GUSSFELGE, VORNE            | 1    |  |  |  | LGB FUR SMX,LRYS1 |
|          | 5VY-25168-00-P0 | GUSSFELGE, VORNE            | 1    |  |  |  | MBM3 FUR S3       |
| 2        | 4XV-25117-00    | ABSTANDHALTER, LAGER        | 1    |  |  |  |                   |
| 3        | 93306-00420     | LAGER                       | 2    |  |  |  |                   |
| 4        | 93106-28043     | WELLENDICHRING              | 2    |  |  |  |                   |
| 5        | 94112-17094     | REIFEN(120/70 ZR17M/C 58W)  | 1    |  |  |  | UR DUNLOP         |
|          | *               | REIFEN(120/70 ZR17M/C 58W)  | 1    |  |  |  | UR LM MICHELIN    |
| 6        | 93900-00030     | FELGENVENTIL (TR412)        | 1    |  |  |  | TAIHEIYO          |
| 7        | 5MT-25398-00    | AUSGLEICHGEWICHT, RAD (10G) | 1    |  |  |  | UN                |
|          | 5MT-25398-10    | AUSGLEICHGEWICHT, RAD (20G) | 1    |  |  |  | UN                |
|          | 5MT-25398-20    | AUSGLEICHGEWICHT, RAD (30G) | 1    |  |  |  | UN                |
| 8        | 90387-22002     | HULSE                       | 2    |  |  |  |                   |
| 9        | 4XV-25181-00    | RADACHSE, VORNE             | 1    |  |  |  |                   |
|          |                 |                             |      |  |  |  |                   |
|          |                 |                             |      |  |  |  |                   |
|          |                 |                             |      |  |  |  |                   |
|          |                 |                             |      |  |  |  |                   |



2D11300-E300

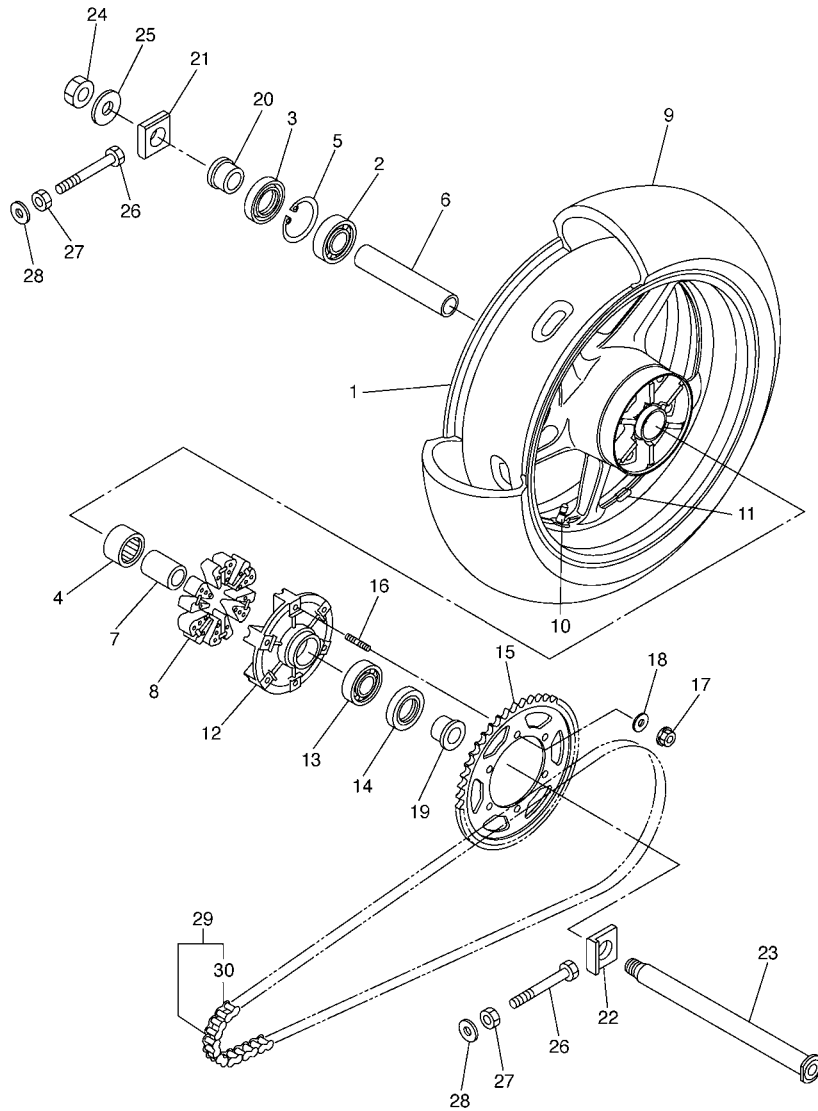


2D11300-E310

FIG. 31 VORDERRAD BREMSSATTEL

| REF. NR. | TEILE-NR.    | BEZEICHUNG                  | 2011 |  |  |  |  | BEMERKUNG |
|----------|--------------|-----------------------------|------|--|--|--|--|-----------|
| 1        | 2D1-2581T-00 | BREMSSCHEIBE                | 2    |  |  |  |  |           |
| 2        | 90149-06043  | SCHRAUBE                    | 10   |  |  |  |  |           |
| 3        | 2D1-2580T-00 | BREMSSATTEL KOMPL.(L)       | 1    |  |  |  |  |           |
| 4        | 4SV-W0057-00 | .KOLBEN, BREMSSATTEL        | 1    |  |  |  |  |           |
| 5        | 3MA-W0047-10 | ..BREMSSATTEL-DICHTUNGSSATZ | 1    |  |  |  |  |           |
| 6        | 4SV-W0057-10 | .KOLBEN, BREMSSATTEL        | 1    |  |  |  |  |           |
| 7        | 3GM-W0047-10 | ..BREMSSATTEL-DICHTUNGSSATZ | 1    |  |  |  |  |           |
| 8        | 5SL-W0045-00 | .BREMSBELAGSATZ             | 1    |  |  |  |  |           |
| 9        | 4SV-25919-00 | .STUTZE, BREMSBELAGPLATTE   | 1    |  |  |  |  |           |
| 10       | 4SV-25924-00 | .STIFT, BREMSBELAGPLATTE    | 1    |  |  |  |  |           |
| 11       | 3GM-25925-00 | .KLEMME                     | 2    |  |  |  |  |           |
| 12       | 1J3-W0048-00 | .ENTLUFTUNGSSCHRAUBENSATZ   | 1    |  |  |  |  |           |
| 13       | 2D1-2580U-00 | BREMSSATTEL KOMPL.(R)       | 1    |  |  |  |  |           |
| 14       | 4SV-W0057-00 | .KOLBEN, BREMSSATTEL        | 1    |  |  |  |  |           |
| 15       | 3MA-W0047-10 | ..BREMSSATTEL-DICHTUNGSSATZ | 1    |  |  |  |  |           |
| 16       | 4SV-W0057-10 | .KOLBEN, BREMSSATTEL        | 1    |  |  |  |  |           |
| 17       | 3GM-W0047-10 | ..BREMSSATTEL-DICHTUNGSSATZ | 1    |  |  |  |  |           |
| 18       | 5SL-W0045-00 | .BREMSBELAGSATZ             | 1    |  |  |  |  |           |
| 19       | 4SV-25919-00 | .STUTZE, BREMSBELAGPLATTE   | 1    |  |  |  |  |           |
| 20       | 4SV-25924-00 | .STIFT, BREMSBELAGPLATTE    | 1    |  |  |  |  |           |
| 21       | 3GM-25925-00 | .KLEMME                     | 2    |  |  |  |  |           |
| 22       | 1J3-W0048-00 | .ENTLUFTUNGSSCHRAUBENSATZ   | 1    |  |  |  |  |           |
| 23       | 90105-10638  | SCHRAUBE                    | 4    |  |  |  |  |           |

FIG. 32 HINTERRAD



2D11300-E320

| REF. NR. | TEILE-NR.       | BEZEICHNUNG                 | 2D11 |  |  |  | BEMERKUNG         |
|----------|-----------------|-----------------------------|------|--|--|--|-------------------|
| 1        | 5VY-25338-00-98 | GUSSFELGE, HINTEN           | 1    |  |  |  | LGB FUR SMX,LRYS1 |
|          | 5VY-25338-00-P0 | GUSSFELGE, HINTEN           | 1    |  |  |  | MBM3 FUR S3       |
| 2        | 93306-20531     | LAGER                       | 1    |  |  |  |                   |
| 3        | 93106-40013     | WELLENDICHTRING             | 1    |  |  |  |                   |
| 4        | 93317-33590     | LAGER                       | 1    |  |  |  |                   |
| 5        | 93420-61M07     | SPRENGRING                  | 1    |  |  |  |                   |
| 6        | 5PW-25317-00    | ABSTANDHALTER, LAGER        | 1    |  |  |  |                   |
| 7        | 2D1-25377-00    | HULSE, RAD                  | 1    |  |  |  |                   |
| 8        | 5VX-25364-00    | DAMPFER                     | 6    |  |  |  |                   |
| 9        | 94119-17062     | REIFEN (190/50 ZR17M/C 73W) | 1    |  |  |  | UR DUNLOP         |
|          | *               | REIFEN (190/50 ZR17M/C 73W) | 1    |  |  |  | UR LM MICHELIN    |
| 10       | 93900-00030     | FELGENVENTIL (TR412)        | 1    |  |  |  | TAIHEIYO          |
| 11       | 5MT-25398-00    | AUSGLEICHGEWICHT, RAD (10G) | 1    |  |  |  | UN                |
|          | 5MT-25398-10    | AUSGLEICHGEWICHT, RAD (20G) | 1    |  |  |  | UN                |
|          | 5MT-25398-20    | AUSGLEICHGEWICHT, RAD (30G) | 1    |  |  |  | UN                |
| 12       | 2D1-25366-00    | KUPPLUNG, NABE              | 1    |  |  |  |                   |
| 13       | 93306-20531     | LAGER                       | 1    |  |  |  |                   |
| 14       | 93106-40013     | WELLENDICHTRING             | 1    |  |  |  |                   |
| 15       | 2D1-25445-20    | ABTRIEBSKETTENRAD (45Z)     | 1    |  |  |  |                   |
| 16       | 90116-10485     | STEBOLZEN                   | 6    |  |  |  |                   |
| 17       | 90185-10009     | SELBSTSICHERNDE MUTTER      | 6    |  |  |  |                   |
| 18       | 90201-10021     | UNTERLEGSCHIBE              | 6    |  |  |  |                   |
| 19       | 90387-28001     | HULSE                       | 1    |  |  |  |                   |
| 20       | 2D1-25383-00    | HULSE, RAD                  | 1    |  |  |  |                   |
| 21       | 5VY-25388-00    | KETTENSANNER 1              | 1    |  |  |  |                   |
| 22       | 5VY-25389-00    | KETTENSANNER 2              | 1    |  |  |  |                   |
| 23       | 2D1-25381-00    | RADACHSE                    | 1    |  |  |  |                   |

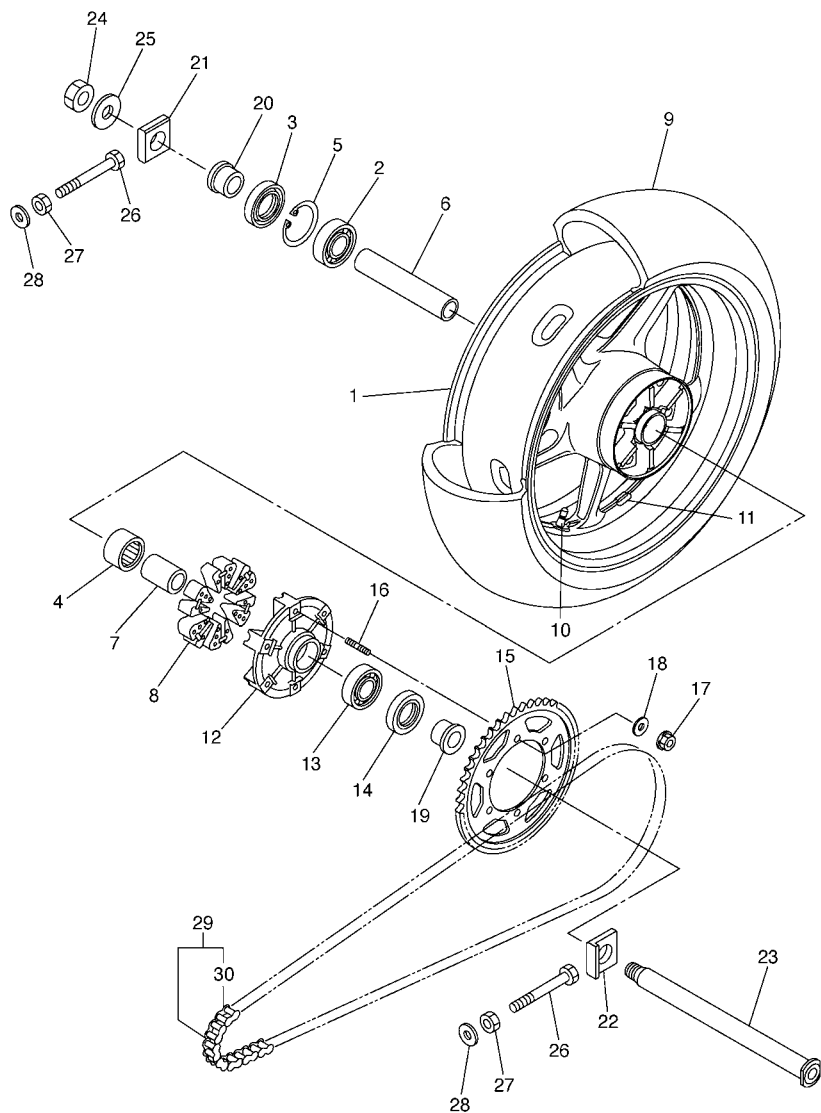


FIG. 32 HINTERRAD

| REF. NR. | TEILE-NR.   | BEZEICHNUNG                   | 2011 |  |  |  | BEMERKUNG |
|----------|-------------|-------------------------------|------|--|--|--|-----------|
| 24       | 90185-24007 | SELBSTSICHERNDE MUTTER        | 1    |  |  |  |           |
| 25       | 90201-25020 | UNTERLEGSCHIBE                | 1    |  |  |  |           |
| 26       | 90101-08013 | SCHRAUBE                      | 2    |  |  |  |           |
| 27       | 95302-08600 | MUTTER                        | 2    |  |  |  |           |
| 28       | 90201-08057 | UNTERLEGSCHIBE                | 2    |  |  |  |           |
| 29       | 94582-10122 | KETTE (DID50VA8-122LL)        | 1    |  |  |  |           |
| 30       | 94682-05031 | .KETTENSCHLOSS (DID 50VA8-ZJ) | 1    |  |  |  |           |
|          |             |                               |      |  |  |  |           |
|          |             |                               |      |  |  |  |           |
|          |             |                               |      |  |  |  |           |
|          |             |                               |      |  |  |  |           |
|          |             |                               |      |  |  |  |           |
|          |             |                               |      |  |  |  |           |



2D11300-E320

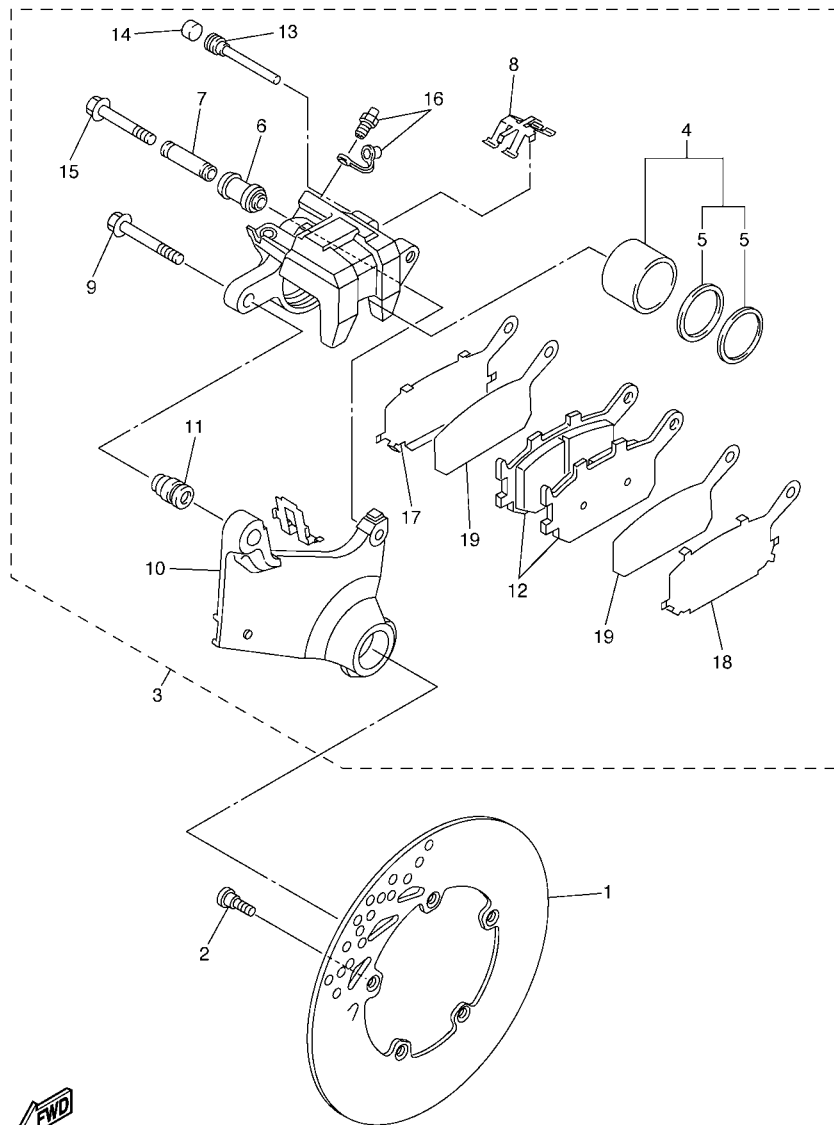
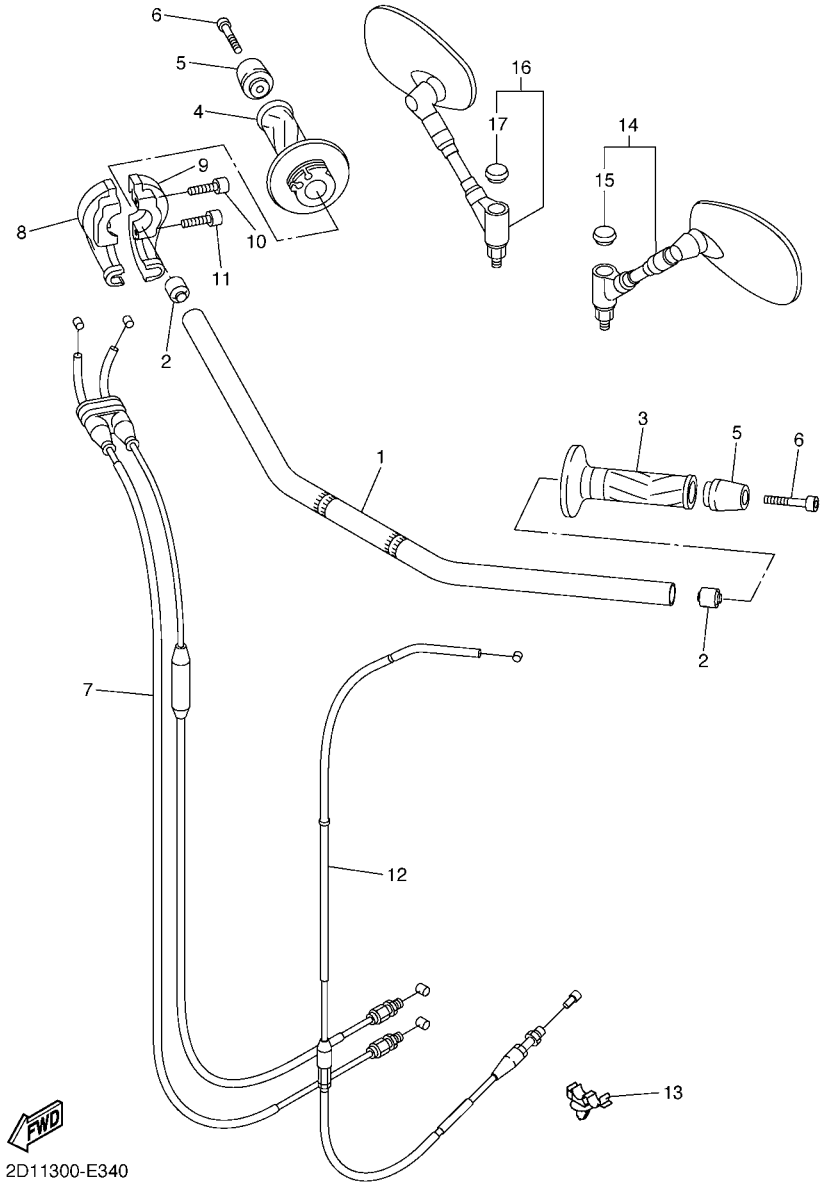


FIG. 33 HINTERRAD BREMSSATTEL

| REF. NR. | TEILE-NR.    | BEZEICHNUNG                  | 2D11 |  |  |  |  | BEMERKUNG |
|----------|--------------|------------------------------|------|--|--|--|--|-----------|
| 1        | 2D1-2582W-00 | BREMSSCHEIBE, HINTEN 2       | 1    |  |  |  |  |           |
| 2        | 90149-08009  | SCHRAUBE                     | 5    |  |  |  |  |           |
| 3        | 2D1-2580W-00 | BREMSSATTEL KOMPL., HINTEN 2 | 1    |  |  |  |  |           |
| 4        | 5SL-W0057-00 | .KOLBEN, BREMSSATTEL         | 1    |  |  |  |  |           |
| 5        | 5SL-W0047-00 | ..BREMSSATTEL-DICHTUNGSSATZ  | 1    |  |  |  |  |           |
| 6        | 5SL-25917-00 | .MANSCHETTE, BREMSSATTEL     | 1    |  |  |  |  |           |
| 7        | 5SL-25838-00 | .HULSE, BREMSSATTEL          | 1    |  |  |  |  |           |
| 8        | 5SL-25919-00 | .STUTZE, BREMSBELAGPLATTE    | 1    |  |  |  |  |           |
| 9        | 5SL-25914-00 | .GLEITSTIFT                  | 1    |  |  |  |  |           |
| 10       | 5VX-25921-50 | .STUTZKONSOLE                | 1    |  |  |  |  |           |
| 11       | 3JD-25917-00 | .MANSCHETTE, BREMSSATTEL     | 1    |  |  |  |  |           |
| 12       | 5VX-W0046-00 | .BREMSBELAGSATZ 2            | 1    |  |  |  |  |           |
| 13       | 8CR-25924-00 | .STIFT, BREMSBELAGPLATTE     | 1    |  |  |  |  |           |
| 14       | 5DH-25916-00 | .VERSCHLUSSSCHRAUBE          | 1    |  |  |  |  |           |
| 15       | 5SL-25926-00 | .SCHRAUBE                    | 1    |  |  |  |  |           |
| 16       | 1UY-W0048-00 | .ENTLÜFTUNGSSCHRAUBENSATZ    | 1    |  |  |  |  |           |
| 17       | 5SL-25827-00 | .BEILEGSCHIBE, SATTEL        | 1    |  |  |  |  |           |
| 18       | 5SL-25827-10 | .BEILEGSCHIBE, SATTEL        | 1    |  |  |  |  |           |
| 19       | 5SL-25828-00 | .BEILEGSCHIBE, SATTEL        | 2    |  |  |  |  |           |



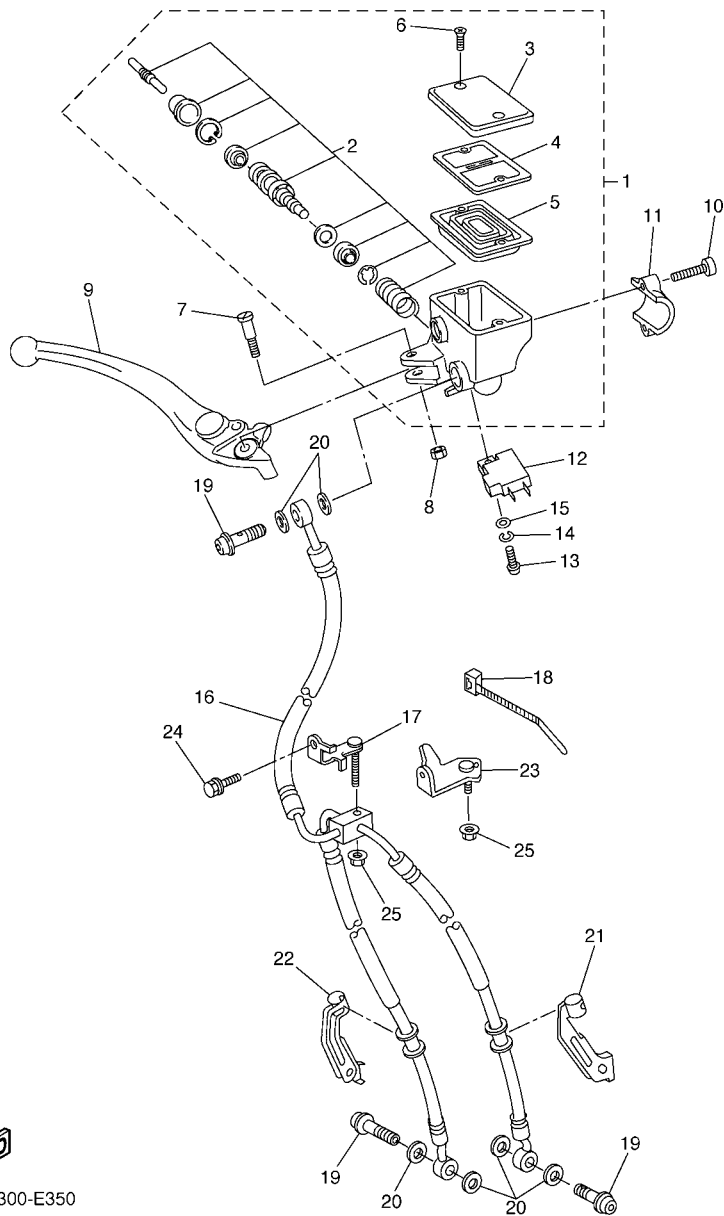
2D11300-E330



2D11300-E340

FIG. 34 LENKER & KABEL

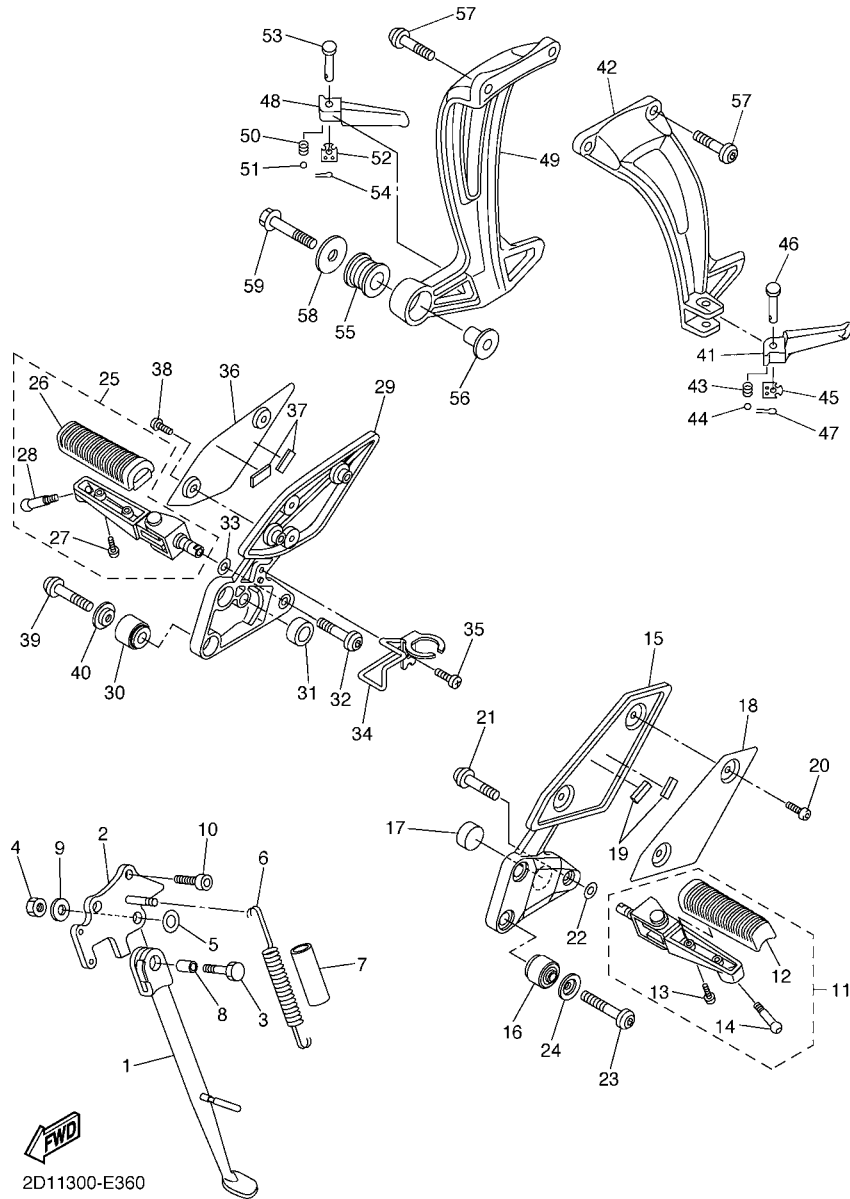
| REF. NR. | TEILE-NR.    | BEZEICHNUNG                    | 2D11 |  |  |  | BEMERKUNG |
|----------|--------------|--------------------------------|------|--|--|--|-----------|
| 1        | 2D1-26111-10 | LENKER                         | 1    |  |  |  |           |
| 2        | 4JH-23434-00 | DAMPFUNGSHALTER                | 2    |  |  |  |           |
| 3        | 4YR-26241-02 | GRIFF (LINKS)                  | 1    |  |  |  |           |
| 4        | 4YR-26240-02 | GRIFF KOMPL.                   | 1    |  |  |  |           |
| 5        | 2D1-26246-00 | GRIFFENDE                      | 2    |  |  |  |           |
| 6        | 91317-06050  | SCHRAUBE                       | 2    |  |  |  |           |
| 7        | 2D1-26302-00 | GASSEIL KOMPL.                 | 1    |  |  |  |           |
| 8        | 3LN-26281-01 | GRIFFKAPPE, OBEN               | 1    |  |  |  |           |
| 9        | 4BP-26282-00 | GRIFFKAPPE, UNTEN              | 1    |  |  |  |           |
| 10       | 91317-05020  | SCHRAUBE                       | 1    |  |  |  |           |
| 11       | 91317-05025  | SCHRAUBE                       | 1    |  |  |  |           |
| 12       | 2D1-26335-00 | KUPPLUNGSSEIL                  | 1    |  |  |  |           |
| 13       | 90464-10008  | SHELLE                         | 1    |  |  |  |           |
| 14       | 2D1-26280-00 | RUCKBLICKSPIEGEL KOMPL (LINKS) | 1    |  |  |  |           |
| 15       | 5PS-26133-20 | .KAPPE                         | 1    |  |  |  |           |
| 16       | 2D1-26290-00 | RUCKBLICKSPIEGEL KOMPL(RECHTS) | 1    |  |  |  |           |
| 17       | 5PS-26133-20 | .KAPPE                         | 1    |  |  |  |           |



2D11300-E350

FIG. 35 VORDERER HAUPTBREMSZYLINDER

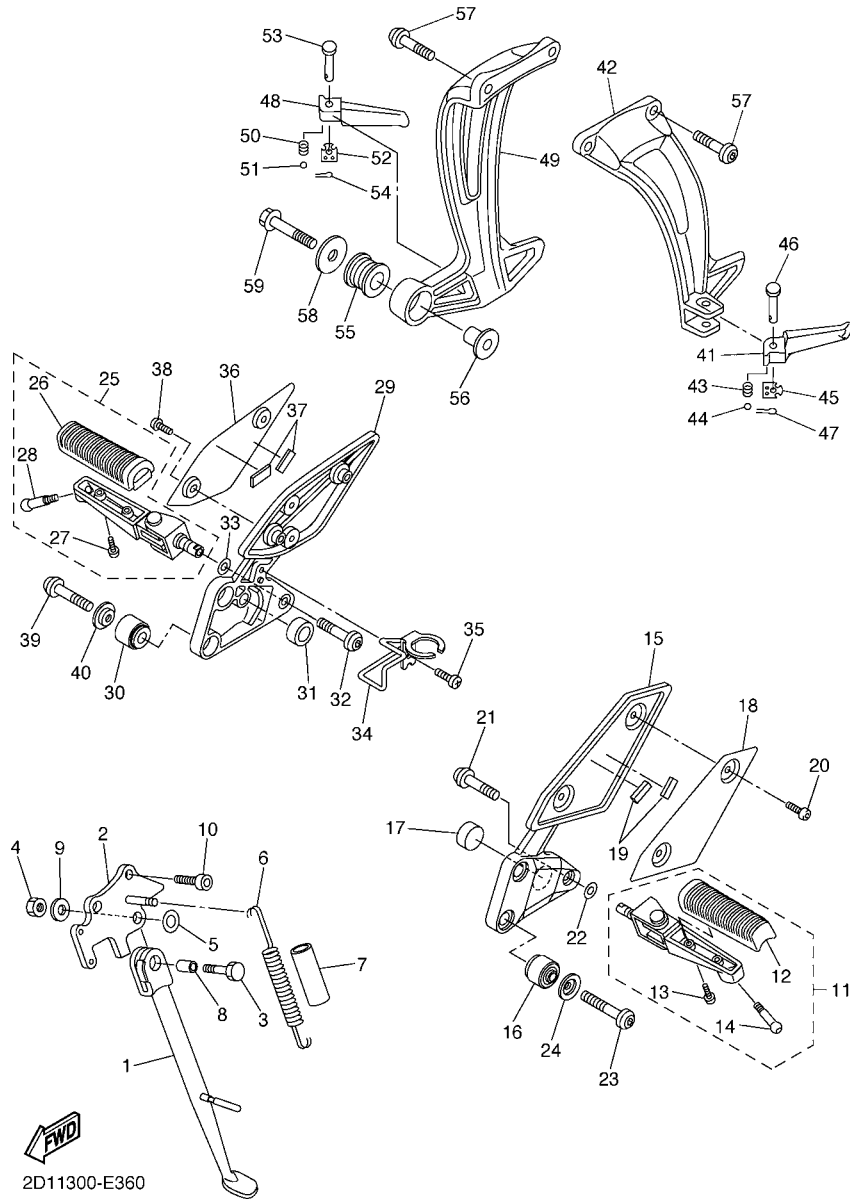
| REF. NR. | TEILE-NR.    | BEZEICHUNG                   | 2D11 |  |  |  |  | BEMERKUNG |
|----------|--------------|------------------------------|------|--|--|--|--|-----------|
| 1        | 2D1-W2587-00 | HAUPTBREMSZYLINDER SUBKOMP   | 1    |  |  |  |  |           |
| 2        | 2D1-W0041-00 | .HAUPTBREMSZYLINDERSATZ      | 1    |  |  |  |  |           |
| 3        | 5VS-25852-00 | .KAPPE, BEHALTER             | 1    |  |  |  |  |           |
| 4        | 5VS-25855-00 | .BUCHSE, MEMBRAN             | 1    |  |  |  |  |           |
| 5        | 5VS-25854-00 | .MEMBRAN                     | 1    |  |  |  |  |           |
| 6        | 5VS-2589H-00 | .SCHRAUBE                    | 2    |  |  |  |  |           |
| 7        | 5VS-2589F-00 | SCHRAUBE, HEBEL              | 1    |  |  |  |  |           |
| 8        | 95617-06100  | MUTTER, U                    | 1    |  |  |  |  |           |
| 9        | 5VS-83922-00 | HEBEL 2                      | 1    |  |  |  |  |           |
| 10       | 5VS-26332-00 | SCHRAUBE                     | 2    |  |  |  |  |           |
| 11       | 5VS-25867-00 | KONSOLE, HAUPTBREMSZYL.      | 1    |  |  |  |  |           |
| 12       | 4HM-83980-00 | VORDERRAD-BREMSLICHTSCHALTER | 1    |  |  |  |  |           |
| 13       | 98502-04012  | ZYLINDERKOPFSCHRAUBE         | 1    |  |  |  |  |           |
| 14       | 92902-04100  | FEDERSCHEIBE                 | 1    |  |  |  |  |           |
| 15       | 92902-04600  | SCHEIBE                      | 1    |  |  |  |  |           |
| 16       | 2D1-25872-00 | BREMSSCHLAUCH 1              | 1    |  |  |  |  |           |
| 17       | 2D1-23857-00 | HALTER                       | 1    |  |  |  |  |           |
| 18       | 90465-10098  | SHELLE                       | 1    |  |  |  |  |           |
| 19       | 90401-10172  | HOHLSCHRAUBE                 | 3    |  |  |  |  |           |
| 20       | 90430-10005  | DICHTUNG                     | 6    |  |  |  |  |           |
| 21       | 2D1-25875-00 | HALTER, BREMSSCHLAUCH 1      | 1    |  |  |  |  |           |
| 22       | 2D1-25876-00 | HALTER, BREMSSCHLAUCH 2      | 1    |  |  |  |  |           |
| 23       | 2D1-23377-00 | KONSOLE, SIGNALHORN          | 1    |  |  |  |  |           |
| 24       | 95817-06012  | FLANSCHSCHRAUBE              | 1    |  |  |  |  |           |
| 25       | 95707-06500  | FLANSCHMUTTER                | 2    |  |  |  |  |           |



2D11300-E360

FIG. 36 STAENDER & FUSSRASTE

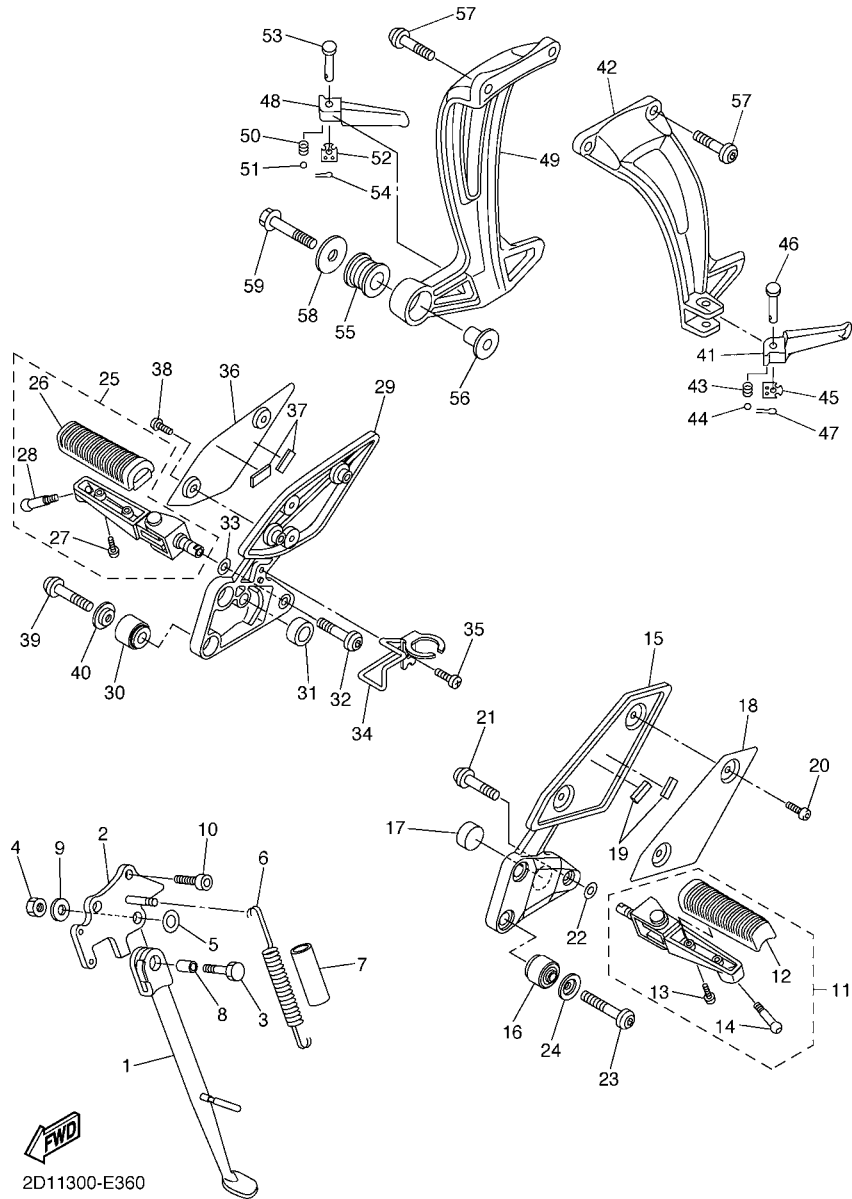
| REF. NR. | TEILE-NR.    | BEZEICHNUNG                  | 2D11 |  |  |  | BEMERKUNG |
|----------|--------------|------------------------------|------|--|--|--|-----------|
| 1        | 2D1-27311-00 | SEITENSTANDER                | 1    |  |  |  |           |
| 2        | 2D1-27321-00 | KONSOLE, SEITENSTANDER       | 1    |  |  |  |           |
| 3        | 90101-10006  | SCHRAUBE                     | 1    |  |  |  |           |
| 4        | 90185-10037  | SELBSTSICHERNDE MUTTER       | 1    |  |  |  |           |
| 5        | 90201-16020  | UNTERLEGSCHIBE               | 1    |  |  |  |           |
| 6        | 90506-18008  | ZÜGFEDER                     | 1    |  |  |  |           |
| 7        | 90445-19002  | SCHLAUCH (L60)               | 1    |  |  |  |           |
| 8        | 90387-10050  | HULSE                        | 1    |  |  |  |           |
| 9        | 90201-101J1  | UNTERLEGSCHIBE               | 1    |  |  |  |           |
| 10       | 90110-10010  | INNENSECHSKANTSCHRAUBE       | 2    |  |  |  |           |
| 11       | 2D1-27410-00 | VORDERE FUSSRASTE KOMPL. (L) | 1    |  |  |  |           |
| 12       | 4BP-27413-00 | .DECKEL, FUSSRASTE           | 1    |  |  |  |           |
| 13       | 90157-05025  | .ZYLINDERSCHRAUBE            | 2    |  |  |  |           |
| 14       | 90109-083E2  | .SCHRAUBE                    | 1    |  |  |  |           |
| 15       | 2D1-27442-00 | KONSOLE 2                    | 1    |  |  |  |           |
| 16       | 1NL-27424-00 | DAMPFER, FUSSRASTE 2         | 2    |  |  |  |           |
| 17       | 5VX-27114-00 | ANSCHLAG, HAUPTSTANDER       | 1    |  |  |  |           |
| 18       | 2D1-27486-00 | DECKEL 1                     | 1    |  |  |  |           |
| 19       | 1HX-27415-00 | PLATTE                       | 2    |  |  |  |           |
| 20       | 90111-05015  | SCHRAUBE                     | 2    |  |  |  |           |
| 21       | 90109-103A9  | SCHRAUBE                     | 1    |  |  |  |           |
| 22       | 90206-17084  | WELLENSCHEIBE                | 1    |  |  |  |           |
| 23       | 90110-08071  | INNENSECHSKANTSCHRAUBE       | 2    |  |  |  |           |
| 24       | 90209-08295  | SCHEIBE                      | 2    |  |  |  |           |
| 25       | 2D1-27420-00 | VORDERE JUSSRASTE KOMPL. (R) | 1    |  |  |  |           |
| 26       | 4BP-27413-00 | .DECKEL, FUSSRASTE           | 1    |  |  |  |           |
| 27       | 90157-05025  | .ZYLINDERSCHRAUBE            | 2    |  |  |  |           |



2D11300-E360

FIG. 36 STAENDER & FUSSRASTE

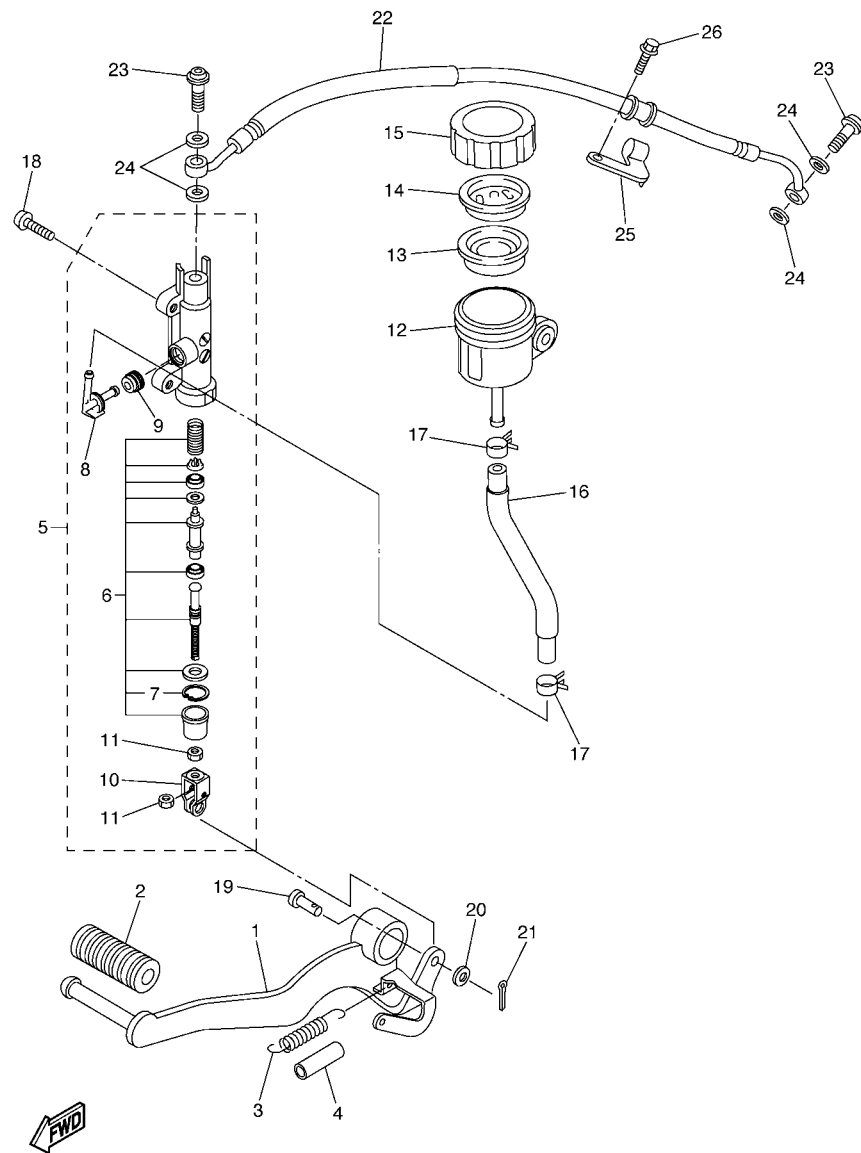
| REF. NR. | TEILE-NR.    | BEZEICHNUNG            | 2D11 |  |  |  | BEMERKUNG |
|----------|--------------|------------------------|------|--|--|--|-----------|
| 28       | 90109-083E2  | .SCHRAUBE              | 1    |  |  |  |           |
| 29       | 2D1-27443-00 | KONSOLE 3              | 1    |  |  |  |           |
| 30       | 1NL-27424-00 | DAMPFER, FUSSRASTE 2   | 2    |  |  |  |           |
| 31       | 5VX-27114-00 | ANSCHLAG, HAUPTSTANDER | 1    |  |  |  |           |
| 32       | 90109-103A9  | SCHRAUBE               | 1    |  |  |  |           |
| 33       | 90206-17084  | WELLENSCHEIBE          | 1    |  |  |  |           |
| 34       | 2D1-2144G-00 | STUTZE, STOPPSCHALTER  | 1    |  |  |  |           |
| 35       | 98507-06008  | SCHRAUBE               | 1    |  |  |  |           |
| 36       | 2D1-27487-00 | DECKEL 2               | 1    |  |  |  |           |
| 37       | 1HX-27415-00 | PLATTE                 | 2    |  |  |  |           |
| 38       | 90111-05015  | SCHRAUBE               | 2    |  |  |  |           |
| 39       | 90110-08071  | INNENSECHSKANTSCHRAUBE | 2    |  |  |  |           |
| 40       | 90209-08295  | SCHEIBE                | 2    |  |  |  |           |
| 41       | 3VR-27431-01 | FUSSRASTE 1, HINTEN    | 1    |  |  |  |           |
| 42       | 2D1-2741L-00 | KONSOLE 4              | 1    |  |  |  |           |
| 43       | 90501-12743  | DRUCKFEDER             | 1    |  |  |  |           |
| 44       | 93501-04011  | KUGEL                  | 1    |  |  |  |           |
| 45       | 5VX-27437-00 | SPEZIALSCHEIBE         | 1    |  |  |  |           |
| 46       | 91702-08040  | LASTOSENSTIFT          | 1    |  |  |  |           |
| 47       | 91401-25015  | SPLINT                 | 1    |  |  |  |           |
| 48       | 3VR-27441-01 | FUSSRASTE 2, HINTEN    | 1    |  |  |  |           |
| 49       | 2D1-2742L-00 | KONSOLE 5              | 1    |  |  |  |           |
| 50       | 90501-12743  | DRUCKFEDER             | 1    |  |  |  |           |
| 51       | 93501-04011  | KUGEL                  | 1    |  |  |  |           |
| 52       | 5VX-27437-00 | SPEZIALSCHEIBE         | 1    |  |  |  |           |
| 53       | 91702-08040  | LASTOSENSTIFT          | 1    |  |  |  |           |
| 54       | 91401-25015  | SPLINT                 | 1    |  |  |  |           |



2D11300-E360

FIG. 36 STAENDER & FUSSRASTE

| REF. NR. | TEILE-NR.    | BEZEICHNUNG          | 2011 |  |  |  |  | BEMERKUNG |
|----------|--------------|----------------------|------|--|--|--|--|-----------|
| 55       | 36Y-27424-01 | DAMPFER, FUSSRASTE 2 | 1    |  |  |  |  |           |
| 56       | 90387-10636  | HULSE                | 1    |  |  |  |  |           |
| 57       | 90109-085G6  | SCHRAUBE             | 4    |  |  |  |  |           |
| 58       | 90201-10669  | UNTERLEGSCHIBE       | 1    |  |  |  |  |           |
| 59       | 95814-10040  | FLANSCHSCHRAUBE      | 1    |  |  |  |  |           |
| <hr/>    |              |                      |      |  |  |  |  |           |
| <hr/>    |              |                      |      |  |  |  |  |           |
| <hr/>    |              |                      |      |  |  |  |  |           |
| <hr/>    |              |                      |      |  |  |  |  |           |
| <hr/>    |              |                      |      |  |  |  |  |           |
| <hr/>    |              |                      |      |  |  |  |  |           |
| <hr/>    |              |                      |      |  |  |  |  |           |
| <hr/>    |              |                      |      |  |  |  |  |           |
| <hr/>    |              |                      |      |  |  |  |  |           |
| <hr/>    |              |                      |      |  |  |  |  |           |

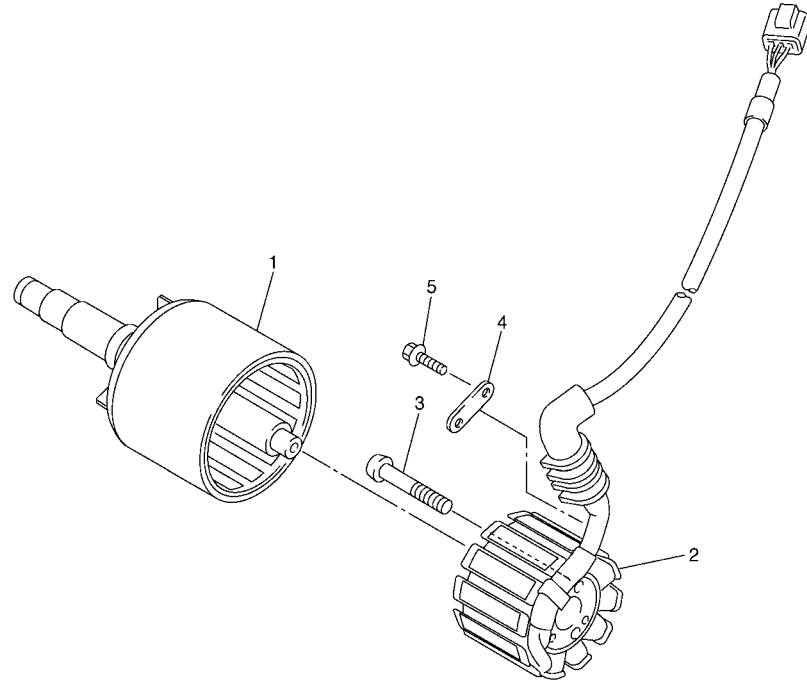


2D11300-E370

FIG. 37 HINTERER HAUPTBREMSZYLINDER

| REF. NR. | TEILE-NR.    | BEZEICHNUNG                 | 2D11 |  |  |  |  | BEMERKUNG |
|----------|--------------|-----------------------------|------|--|--|--|--|-----------|
| 1        | 2D1-27211-00 | BREMSPEDAL                  | 1    |  |  |  |  |           |
| 2        | 5EB-18113-00 | DECKEL, SCHALTPEDAL         | 1    |  |  |  |  |           |
| 3        | 90506-20014  | ZUGFEDER                    | 1    |  |  |  |  |           |
| 4        | 90446-15386  | SCHLAUCH                    | 1    |  |  |  |  |           |
| 5        | 2D1-2583V-00 | H. HAUPTBREMSZYLINDER KOMP. | 1    |  |  |  |  |           |
| 6        | 5VX-W0042-50 | .HAUPTBREMSZYLINDERSATZ     | 1    |  |  |  |  |           |
| 7        | 3LN-2585G-00 | ..SPRENGRING                | 1    |  |  |  |  |           |
| 8        | 2D1-2582A-00 | .VERBINDUNG                 | 1    |  |  |  |  |           |
| 9        | 4BP-2585F-00 | .BUCHSE                     | 1    |  |  |  |  |           |
| 10       | 4BP-27222-01 | .VERBINDUNG                 | 1    |  |  |  |  |           |
| 11       | 90170-08010  | .MUTTER                     | 2    |  |  |  |  |           |
| 12       | 2D1-25894-00 | TANK, BEHALTER              | 1    |  |  |  |  |           |
| 13       | 5SL-25854-00 | MEMBRAN                     | 1    |  |  |  |  |           |
| 14       | 5SL-25855-00 | BUCHSE, MEMBRAN             | 1    |  |  |  |  |           |
| 15       | 5SL-25852-00 | KAPPE, BEHALTER             | 1    |  |  |  |  |           |
| 16       | 2D1-25895-00 | SCHLAUCH, BEHALTER          | 1    |  |  |  |  |           |
| 17       | 90467-120A3  | KLEMME                      | 2    |  |  |  |  |           |
| 18       | 92014-08020  | SCHRAUBE                    | 2    |  |  |  |  |           |
| 19       | 90240-08124  | LASTOSENSTIFT               | 1    |  |  |  |  |           |
| 20       | 90201-08083  | UNTERLEGSCHIBE              | 1    |  |  |  |  |           |
| 21       | 91401-20012  | SPLINT                      | 1    |  |  |  |  |           |
| 22       | 2D1-25874-00 | BREMSSCHLAUCH               | 1    |  |  |  |  |           |
| 23       | 90401-10172  | HOHLSCHRAUBE                | 2    |  |  |  |  |           |
| 24       | 90430-10005  | DICHTUNG                    | 4    |  |  |  |  |           |
| 25       | 2D1-25886-00 | HALTER, BREMSSCHLAUCH       | 1    |  |  |  |  |           |
| 26       | 90119-05020  | SCHRAUBE, MIT SCHEIBE       | 1    |  |  |  |  |           |

FIG. 38 LICHTMASCHINE

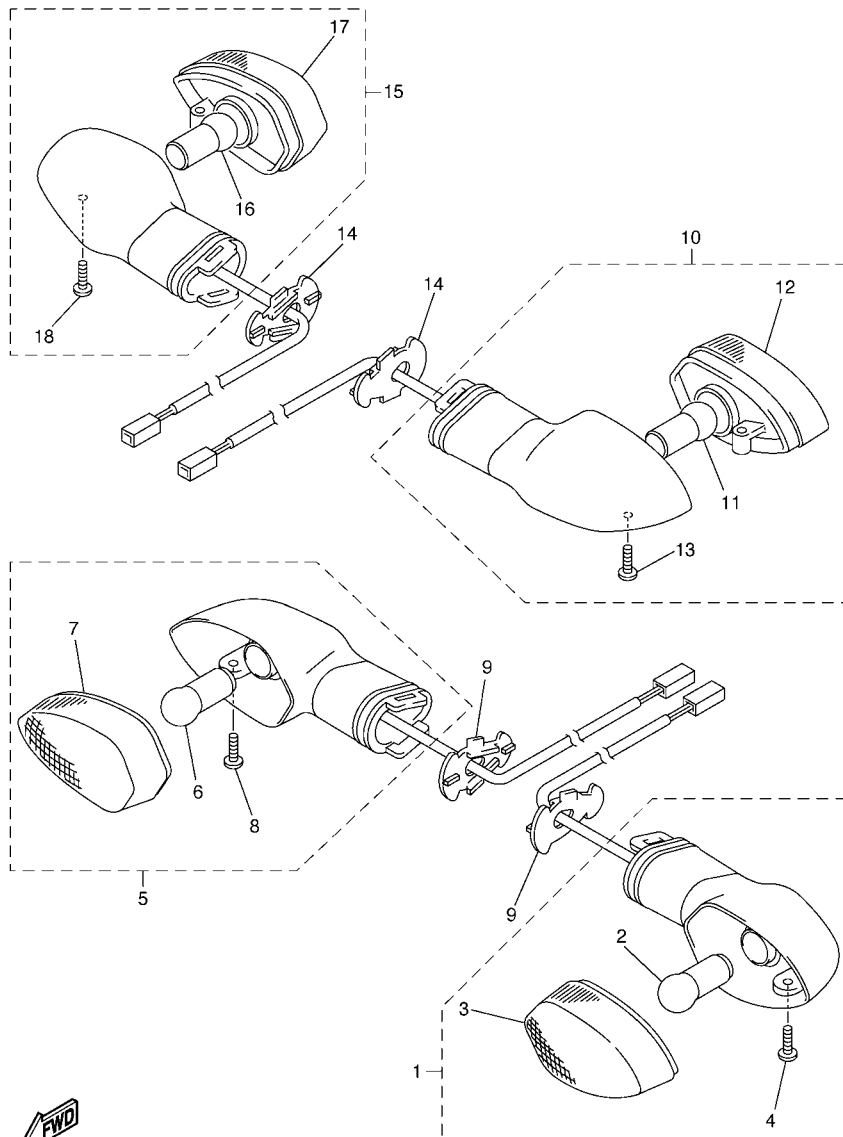


| REF. NR. | TEILE-NR.    | BEZEICHUNG    | 2011 |  |  |  |  | BEMERKUNG |
|----------|--------------|---------------|------|--|--|--|--|-----------|
| 1        | 5VY-81450-00 | ROTOR KOMPL.  | 1    |  |  |  |  |           |
| 2        | 2D1-81410-00 | STATOR KOMPL. | 1    |  |  |  |  |           |
| 3        | 90149-06067  | SCHRAUBE      | 3    |  |  |  |  |           |
| 4        | 5VY-15191-00 | PLATTE        | 1    |  |  |  |  |           |
| 5        | 90105-06078  | SCHRAUBE      | 1    |  |  |  |  |           |
| -----    |              |               |      |  |  |  |  |           |
| -----    |              |               |      |  |  |  |  |           |
| -----    |              |               |      |  |  |  |  |           |
| -----    |              |               |      |  |  |  |  |           |
| -----    |              |               |      |  |  |  |  |           |
| -----    |              |               |      |  |  |  |  |           |
| -----    |              |               |      |  |  |  |  |           |
| -----    |              |               |      |  |  |  |  |           |
| -----    |              |               |      |  |  |  |  |           |
| -----    |              |               |      |  |  |  |  |           |



5VY1300-C400



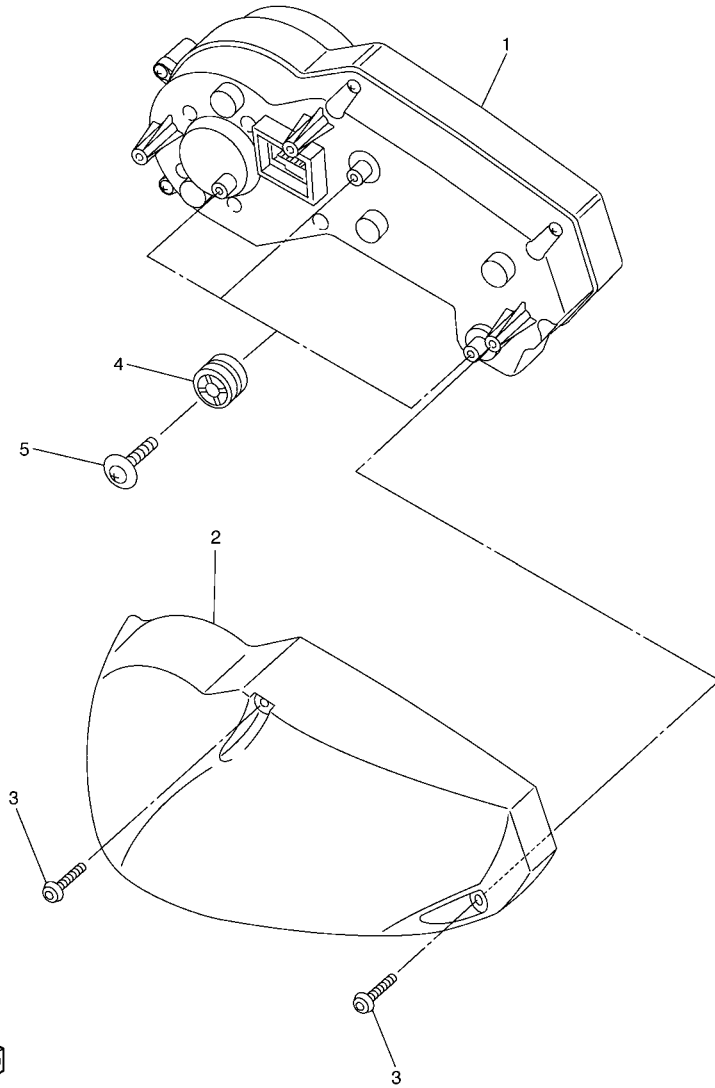


2D11300-E400

FIG. 40 BLINKLEUCHTE

| REF. NR. | TEILE-NR.    | BEZEICHNUNG                  | 2D11 |  |  |  |  | BEMERKUNG |
|----------|--------------|------------------------------|------|--|--|--|--|-----------|
| 1        | 5PW-83310-01 | VORDERER BLINKER KOMPL. 1    | 1    |  |  |  |  |           |
| 2        | 1KH-83311-00 | .GLUHLAMPE, BLINKER (12-10W) | 1    |  |  |  |  |           |
| 3        | 5PW-8333A-00 | .SCHUTZGLAS KOMPL.           | 1    |  |  |  |  |           |
| 4        | 97706-04012  | .BLECHSCHRAUBE               | 1    |  |  |  |  |           |
| 5        | 5PW-83320-01 | VORDERER BLINKER KOMPL. 2    | 1    |  |  |  |  |           |
| 6        | 1KH-83311-00 | .GLUHLAMPE, BLINKER (12-10W) | 1    |  |  |  |  |           |
| 7        | 5PW-8334A-00 | .SCHUTZGLAS KOMPL.           | 1    |  |  |  |  |           |
| 8        | 97706-04012  | .BLECHSCHRAUBE               | 1    |  |  |  |  |           |
| 9        | 2C0-83318-00 | STUTZE, BLINKER 1            | 2    |  |  |  |  |           |
| 10       | 2D1-83330-20 | HINTERER BLINKER KOMPL. 1    | 1    |  |  |  |  |           |
| 11       | 1KH-83311-00 | .GLUHLAMPE, BLINKER (12-10W) | 1    |  |  |  |  |           |
| 12       | 5PW-8334A-00 | .SCHUTZGLAS KOMPL.           | 1    |  |  |  |  |           |
| 13       | 97706-04012  | .BLECHSCHRAUBE               | 1    |  |  |  |  |           |
| 14       | 2C0-83318-00 | STUTZE, BLINKER 1            | 2    |  |  |  |  |           |
| 15       | 2D1-83340-20 | HINTERER BLINKER KOMPL. 2    | 1    |  |  |  |  |           |
| 16       | 1KH-83311-00 | .GLUHLAMPE, BLINKER (12-10W) | 1    |  |  |  |  |           |
| 17       | 5PW-8333A-00 | .SCHUTZGLAS KOMPL.           | 1    |  |  |  |  |           |
| 18       | 97706-04012  | .BLECHSCHRAUBE               | 1    |  |  |  |  |           |

FIG. 41 METER



2D11300-E410

| REF. NR.                                    | TEILE-NR.    | BEZEICHNUNG                   | 2D11 |  |  |  | BEMERKUNG |
|---|--------------|-------------------------------|------|--|--|--|-----------|
| 1   | 2D1-83500-00 | GESCHWINDIGKEITSMESSER (KM/H) | 1    |  |  |  |           |
| 2   | 2D1-83559-00 | ABDECKUNG, INSTRUMENT         | 1    |  |  |  |           |
| 3   | 90167-05076  | BLECHSCHRAUBE                 | 3    |  |  |  |           |
| 4   | 4XV-83513-00 | DAMPFER                       | 3    |  |  |  |           |
| 5   | 90164-05014  | BLECHSCHRAUBE                 | 3    |  |  |  |           |
| <hr style="border-top: 1px dashed black;"/> |              |                               |      |  |  |  |           |
| <hr style="border-top: 1px dashed black;"/> |              |                               |      |  |  |  |           |
| <hr style="border-top: 1px dashed black;"/> |              |                               |      |  |  |  |           |
| <hr style="border-top: 1px dashed black;"/> |              |                               |      |  |  |  |           |
| <hr style="border-top: 1px dashed black;"/> |              |                               |      |  |  |  |           |
| <hr style="border-top: 1px dashed black;"/> |              |                               |      |  |  |  |           |
| <hr style="border-top: 1px dashed black;"/> |              |                               |      |  |  |  |           |
| <hr style="border-top: 1px dashed black;"/> |              |                               |      |  |  |  |           |

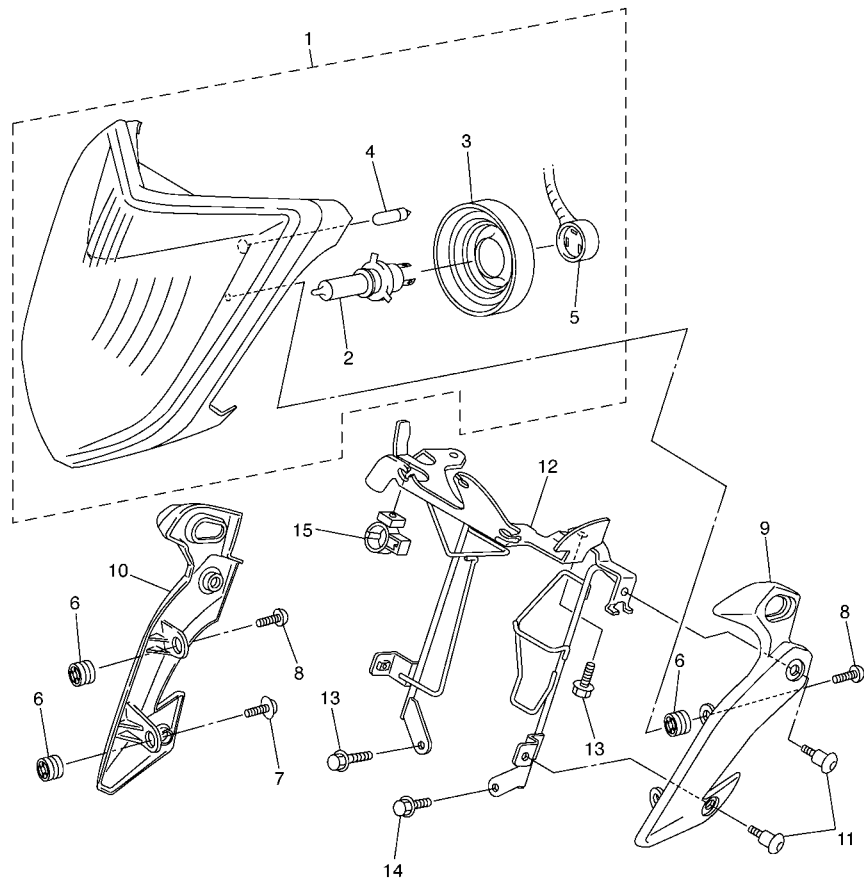


FIG. 42 SCHEINWERFER

| REF. NR. | TEILE-NR.       | BEZEICHNUNG                    | 2D11 |  |  |  |  | BEMERKUNG |
|----------|-----------------|--------------------------------|------|--|--|--|--|-----------|
| 1        | 2D1-84300-00    | SCHEINWERFER KOMPL.            | 1    |  |  |  |  |           |
| 2        | 4K0-84314-G0    | .GLUHBIRNE(12V 60/55W HALOGEN) | 1    |  |  |  |  |           |
| 3        | 5JW-84397-00    | .BUCHSENABDECKUNG              | 1    |  |  |  |  |           |
| 4        | 5DM-84347-00    | .GLUHBIRNE (12V-5W)            | 1    |  |  |  |  |           |
| 5        | 2D1-84359-00    | .KABEL, SCHEINWERFER           | 1    |  |  |  |  |           |
| 6        | 4XV-83513-00    | DAMPFER                        | 4    |  |  |  |  |           |
| 7        | 90164-05014     | BLECHSCHRAUBE                  | 2    |  |  |  |  |           |
| 8        | 97707-50014     | BLECHSCHRAUBE                  | 4    |  |  |  |  |           |
| 9        | 2D1-23121-00-P0 | DECKEL 1, OBEN                 | 1    |  |  |  |  | MBL2      |
| 10       | 2D1-23131-00-P0 | DECKEL 2, OBEN                 | 1    |  |  |  |  | MBL2      |
| 11       | 90109-06078     | SCHRAUBE                       | 4    |  |  |  |  |           |
| 12       | 2D1-283E0-00    | STUTZE KOMPL. ,1               | 1    |  |  |  |  |           |
| 13       | 90105-06048     | SCHRAUBE                       | 3    |  |  |  |  |           |
| 14       | 90105-060A6     | SCHRAUBE                       | 1    |  |  |  |  |           |
| 15       | 90464-15192     | SHELLE                         | 1    |  |  |  |  |           |



2D11300-E420

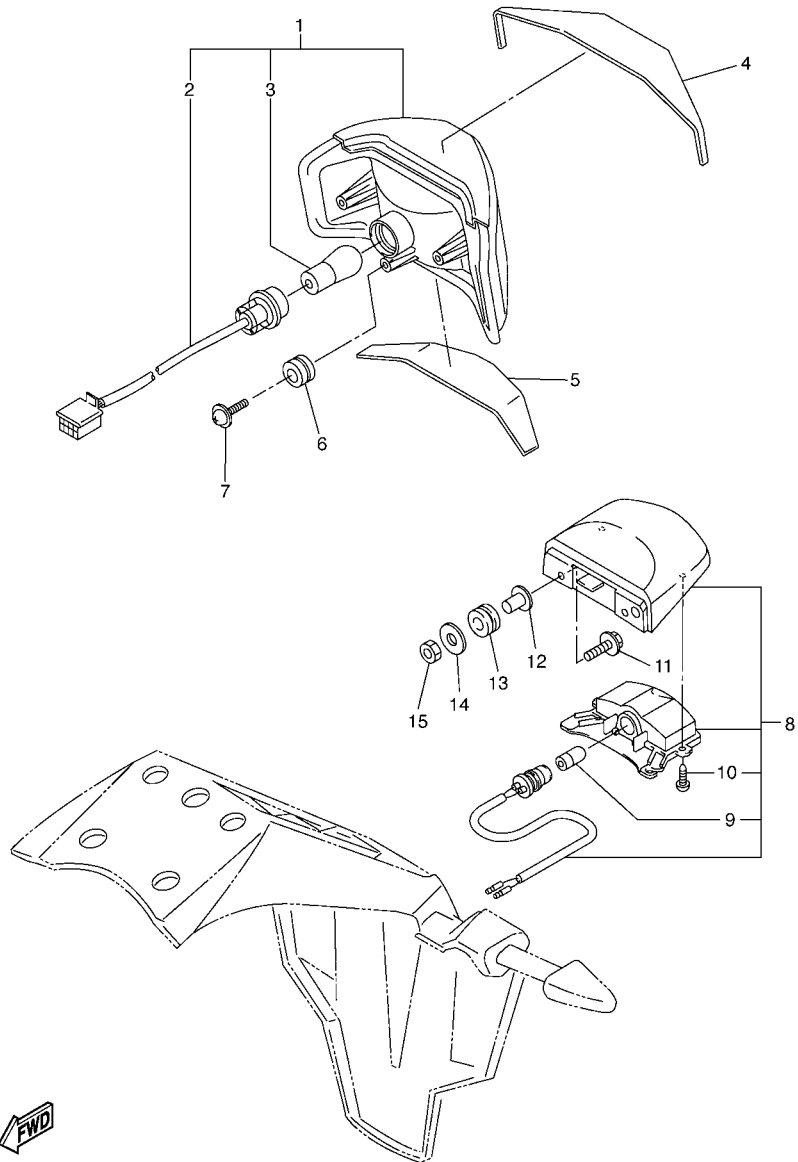


FIG. 43 SCHLUSSLEUCHTE

| REF. NR. | TEILE-NR.    | BEZEICHNUNG                | 2D11 |  |  |  |  | BEMERKUNG |
|----------|--------------|----------------------------|------|--|--|--|--|-----------|
| 1        | 2D1-84710-00 | SCHLUSSLICHT KOMPL.        | 1    |  |  |  |  |           |
| 2        | 2D1-84735-00 | .KABEL KOMPL.              | 1    |  |  |  |  |           |
| 3        | 1A2-84714-41 | .GLUHBIRNE (12V-21/5W)     | 1    |  |  |  |  |           |
| 4        | 2D1-84736-00 | DAMPFER, SCHLUSSLICHT 1    | 1    |  |  |  |  |           |
| 5        | 2D1-84737-00 | DAMPFER, SCHLUSSLICHT 2    | 1    |  |  |  |  |           |
| 6        | 90480-18276  | GUMMITULLE                 | 3    |  |  |  |  |           |
| 7        | 90164-05014  | BLECHSCHRAUBE              | 3    |  |  |  |  |           |
| 8        | 2D1-84745-00 | ZULASSUNGS. LEUCHTE KOMPL. | 1    |  |  |  |  |           |
| 9        | 4HC-84744-00 | .GLUHBIRNE (12V-5W)        | 1    |  |  |  |  |           |
| 10       | 97706-04012  | .BLECHSCHRAUBE             | 2    |  |  |  |  |           |
| 11       | 90159-05011  | SCHRAUBE, MIT SCHEIBE      | 2    |  |  |  |  |           |
| 12       | 90387-05031  | HULSE                      | 2    |  |  |  |  |           |
| 13       | 90480-11009  | GUMMITULLE                 | 2    |  |  |  |  |           |
| 14       | 92907-05200  | SCHEIBE                    | 2    |  |  |  |  |           |
| 15       | 95602-05100  | MUTTER, U                  | 2    |  |  |  |  |           |



2D11300-E430

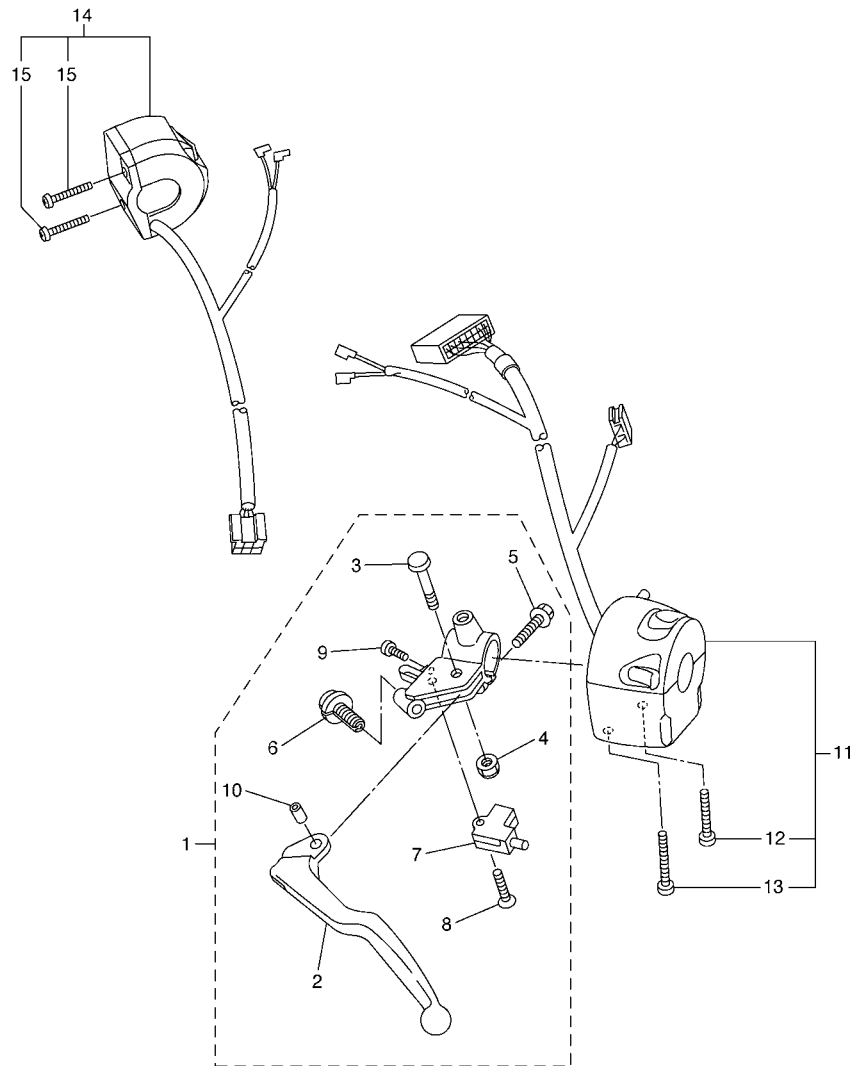


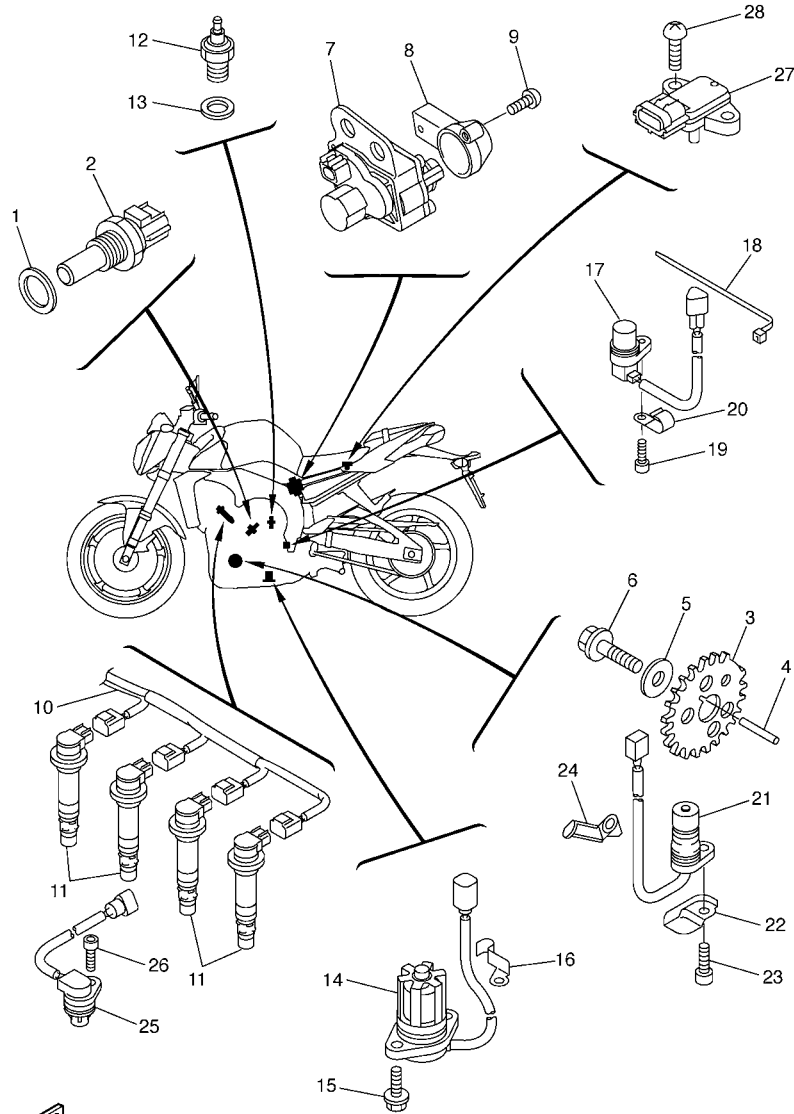
FIG. 44 LENKERSCHALTER & HEBEL

| REF. NR. | TEILE-NR.    | BEZEICHNUNG                | 2D11 |  |  |  | BEMERKUNG |
|----------|--------------|----------------------------|------|--|--|--|-----------|
| 1        | 2D1-82910-00 | HEBELHALTER KOMPL. 1       | 1    |  |  |  |           |
| 2        | 4XV-83912-11 | .HEBEL 1                   | 1    |  |  |  |           |
| 3        | 4XV-83945-00 | .SCHRAUBE, HEBEL           | 1    |  |  |  |           |
| 4        | 95607-06200  | .SELBSTSICHERNDE MUTTER    | 1    |  |  |  |           |
| 5        | 95027-06020  | .FLANSCHSCHRAUBE           | 1    |  |  |  |           |
| 6        | 5LV-83951-00 | .SCHRAUBE, KABELEINSTELLER | 1    |  |  |  |           |
| 7        | 3YX-82917-01 | .SCHALTER                  | 1    |  |  |  |           |
| 8        | 98704-03020  | .SENKSCHAUBE               | 1    |  |  |  |           |
| 9        | 98507-04010  | .SCHRAUBE                  | 1    |  |  |  |           |
| 10       | 5JJ-83913-00 | .HULSE, HEBEL 1            | 1    |  |  |  |           |
| 11       | 2D1-83969-00 | LENKERSCHALTER 5           | 1    |  |  |  |           |
| 12       | 98507-05030  | .SCHRAUBE                  | 1    |  |  |  |           |
| 13       | 98507-05045  | .SCHRAUBE                  | 1    |  |  |  |           |
| 14       | 2D1-83975-00 | LENKERSCHALTER 2           | 1    |  |  |  |           |
| 15       | 98507-05022  | .SCHRAUBE                  | 2    |  |  |  |           |



2D11300-E440

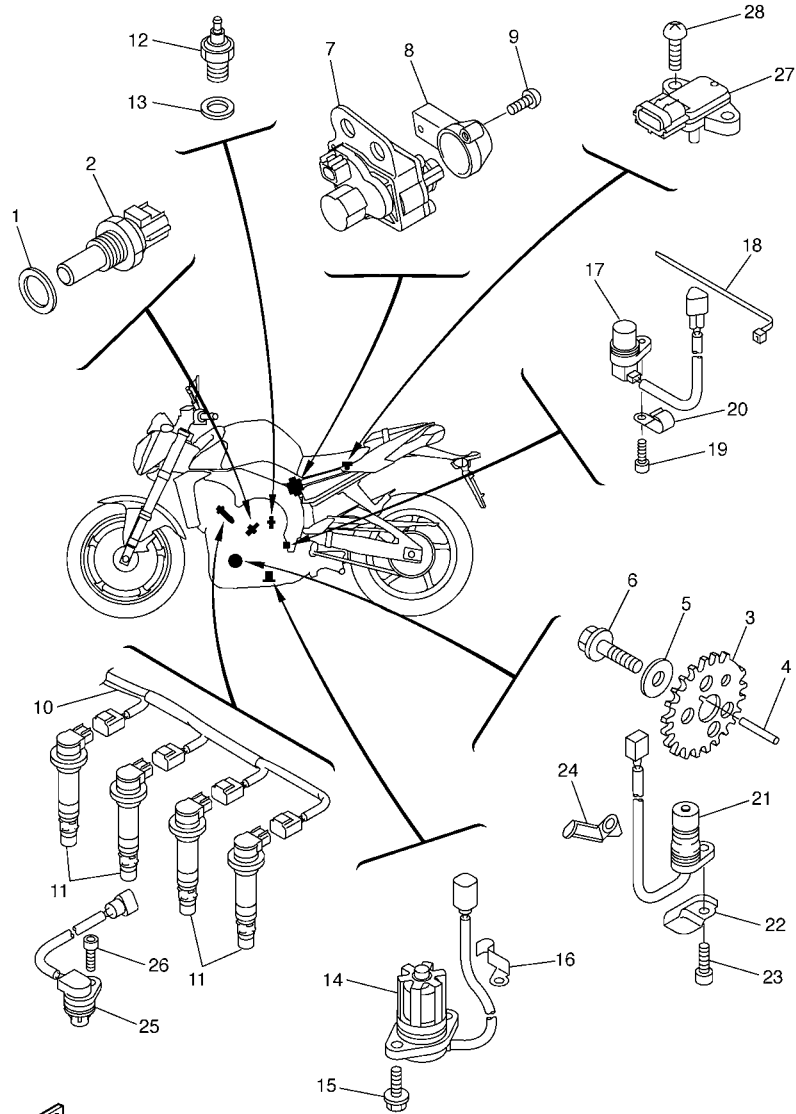
FIG. 45 ELEKTRISCHE AUSRÜSTUNG 1



2D11300-E450

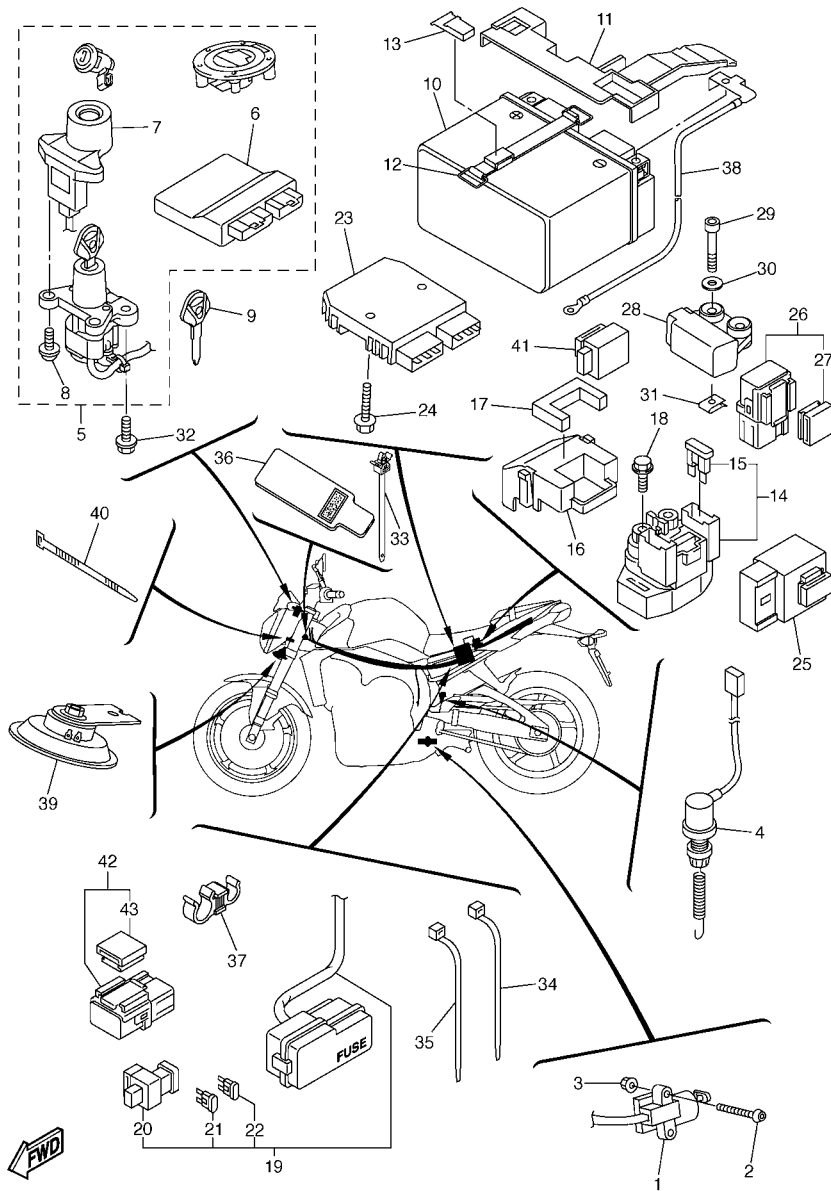
| REF. NR. | TEILE-NR.    | BEZEICHNUNG               | 2D11 |  |  |  | BEMERKUNG |
|----------|--------------|---------------------------|------|--|--|--|-----------|
| 1        | 90201-12790  | UNTERLEGSCHIBE            | 1    |  |  |  |           |
| 2        | 8CC-85790-01 | WARMESENSOR               | 1    |  |  |  |           |
| 3        | 2D1-81673-00 | ROTOR                     | 1    |  |  |  |           |
| 4        | 90282-03001  | PASSFEDER                 | 1    |  |  |  |           |
| 5        | 90201-10039  | UNTERLEGSCHIBE            | 1    |  |  |  |           |
| 6        | 90105-10290  | SCHRAUBE                  | 1    |  |  |  |           |
| 7        | 2D1-85820-00 | SERVOMOTOR KOMPL.         | 1    |  |  |  |           |
| 8        | 5VY-85829-00 | DECKEL                    | 1    |  |  |  |           |
| 9        | 97702-50514  | BLECHSCHRAUBE             | 2    |  |  |  |           |
| 10       | 2D1-82309-00 | LEITUNGSDRAHT-UNTERGRUPPE | 1    |  |  |  |           |
| 11       | 5VY-82310-00 | ZUNDSPULE KOMPL.          | 4    |  |  |  |           |
| 12       | 3GB-82540-01 | LEERLAUFSCHALTER KOMPL.   | 1    |  |  |  |           |
| 13       | 90430-10148  | DICHTUNG                  | 1    |  |  |  |           |
| 14       | 5VY-85720-00 | OLSTANDANZEIGER           | 1    |  |  |  |           |
| 15       | 95022-06016  | FLANSCHSCHRAUBE           | 2    |  |  |  |           |
| 16       | 90465-08053  | SHELLE                    | 1    |  |  |  |           |
| 17       | 4XV-83755-02 | SENSIBILITAT, GESCHWINIG  | 1    |  |  |  |           |
| 18       | 90464-51001  | SHELLE                    | 1    |  |  |  |           |
| 19       | 90110-06161  | INNENSECHSKANTSCHRAUBE    | 1    |  |  |  |           |
| 20       | 90462-08039  | SHELLE                    | 1    |  |  |  |           |
| 21       | 5VY-81670-01 | IMPULSSPULE               | 1    |  |  |  |           |
| 22       | 5VY-15589-00 | PLATTE, KUPPLUNGSDECKEL   | 1    |  |  |  |           |
| 23       | 90110-06161  | INNENSECHSKANTSCHRAUBE    | 1    |  |  |  |           |
| 24       | 90465-08054  | SHELLE                    | 1    |  |  |  |           |
| 25       | 5VY-85896-00 | SENSIBILITAT              | 1    |  |  |  |           |
| 26       | 90110-06175  | INNENSECHSKANTSCHRAUBE    | 1    |  |  |  |           |
| 27       | 2C0-82380-00 | DRUCKGEBER                | 1    |  |  |  |           |

FIG. 45 ELEKTRISCHE AUSRÜSTUNG 1



2D11300-E450

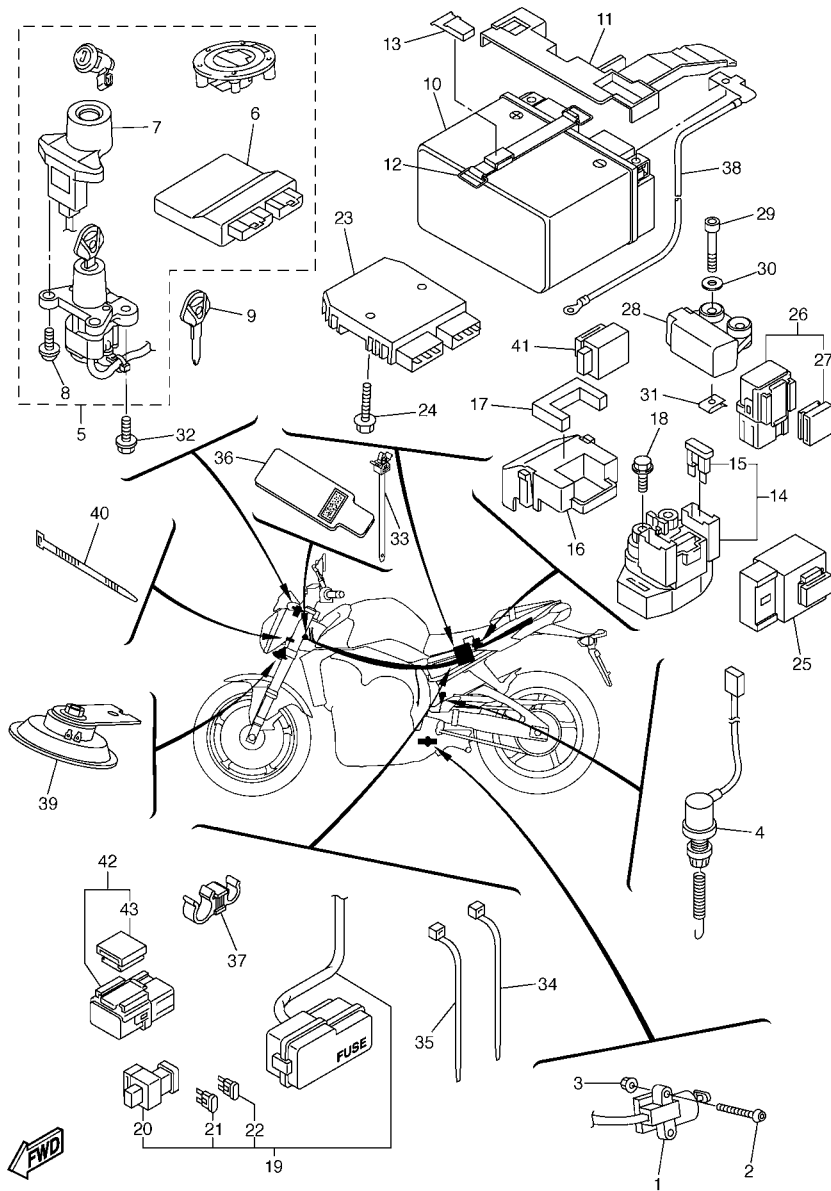
| REF. NR. | TEILE-NR.   | BEZEICHUNG    | 2D11 |  |  |  | BEMERKUNG |
|----------|-------------|---------------|------|--|--|--|-----------|
| 28       | 97702-60520 | BLECHSCHRAUBE | 1    |  |  |  |           |
|          |             |               |      |  |  |  |           |
|          |             |               |      |  |  |  |           |
|          |             |               |      |  |  |  |           |
|          |             |               |      |  |  |  |           |
|          |             |               |      |  |  |  |           |
|          |             |               |      |  |  |  |           |
|          |             |               |      |  |  |  |           |
|          |             |               |      |  |  |  |           |
|          |             |               |      |  |  |  |           |



2D11300-E460

FIG. 46 ELEKTRISCHE AUSRÜSTUNG 2

| REF. NR. | TEILE-NR.    | BEZEICHNUNG                 | 2D11 |  |  |  | BEMERKUNG |
|----------|--------------|-----------------------------|------|--|--|--|-----------|
| 1        | 5VS-82566-61 | SCHALTER, SEITENSTANDER     | 1    |  |  |  |           |
| 2        | 92017-05030  | SCHRAUBE                    | 2    |  |  |  |           |
| 3        | 95607-05200  | SELBSTSICHERNDE MUTTER      | 2    |  |  |  |           |
| 4        | 2D1-82530-00 | STOPPSCHALTER KOMPL.        | 1    |  |  |  |           |
| 5        | 2D1-W8250-00 | WEGFAHRSPERREN-SATZ         | 1    |  |  |  |           |
| 6        | 2D1-8591A-00 | .REGELEINHEIT               | 1    |  |  |  |           |
| 7        | 2D1-8255P-00 | .WEGFAHRSPERREN-EINHEIT     | 1    |  |  |  |           |
| 8        | 5SL-82113-00 | .SCHRAUBE                   | 2    |  |  |  |           |
| 9        | 5SL-82511-08 | BLANK KEY                   | 1    |  |  |  | AP        |
| 10       | 2D1-82100-00 | BATTERIE (GS YUASA YTZ14S)  | 1    |  |  |  |           |
| 11       | 2D1-82129-00 | DECKEL, BATTERIE            | 1    |  |  |  |           |
| 12       | 2D1-82131-00 | BAND, BATTERIE              | 1    |  |  |  |           |
| 13       | 5YU-2162A-00 | HAKEN                       | 1    |  |  |  |           |
| 14       | 2C0-81940-00 | ANLASSERRELAIS KOMPL.       | 1    |  |  |  |           |
| 15       | 36Y-82151-00 | .SICHERUNG (15A-BL)         | 2    |  |  |  |           |
| 16       | 5SL-82119-10 | DECKEL, LEITUNGSDRAHT       | 1    |  |  |  |           |
| 17       | 2D1-82176-00 | DAMPFER                     | 1    |  |  |  |           |
| 18       | 95027-06008  | FLANSCHSCHRAUBE             | 2    |  |  |  |           |
| 19       | 2D1-82590-00 | KABELBAUM KOMPL.            | 1    |  |  |  |           |
| 20       | 5JW-82151-10 | .SICHERUNG (50A)            | 1    |  |  |  |           |
| 21       | 5JJ-82151-10 | .SICHERUNG (15A-BL)         | 3    |  |  |  |           |
| 22       | 5JJ-82151-30 | .SICHERUNG (10A-BL)         | 6    |  |  |  |           |
| 23       | 1D7-81960-00 | GLEICHRICHTER & SPANNUNGSR. | 1    |  |  |  |           |
| 24       | 95822-06025  | FLANSCHSCHRAUBE             | 2    |  |  |  |           |
| 25       | 5VK-81950-40 | RELAIS KOMPL.               | 1    |  |  |  |           |
| 26       | 5JJ-81950-20 | RELAIS KOMPL.               | 1    |  |  |  |           |
| 27       | 5JJ-81952-00 | .HALTER, RELAIS             | 1    |  |  |  |           |



2D11300-E460

FIG. 46 ELEKTRISCHE AUSRUESTUNG 2

| REF. NR. | TEILE-NR.    | BEZEICHNUNG          | 2D11 |  |  |  | BEMERKUNG |
|----------|--------------|----------------------|------|--|--|--|-----------|
| 28       | 5PS-82576-01 | NEIGUNGSWINKELSENSOR | 1    |  |  |  |           |
| 29       | 91317-04025  | SCHRAUBE             | 2    |  |  |  |           |
| 30       | 90201-047A2  | UNTERLEGSCHIBE       | 2    |  |  |  |           |
| 31       | 90183-04039  | FEDERMUTTER          | 2    |  |  |  |           |
| 32       | 90109-080G5  | SCHRAUBE             | 2    |  |  |  |           |
| 33       | 90464-12036  | SHELLE               | 2    |  |  |  |           |
| 34       | 1UA-82591-00 | BAND                 | 2    |  |  |  |           |
| 35       | 90464-13073  | SHELLE               | 3    |  |  |  |           |
| 36       | 2D1-82589-00 | SCHUTZ, KABELBAUM    | 1    |  |  |  |           |
| 37       | 90464-12010  | SHELLE               | 1    |  |  |  |           |
| 38       | 2D1-82116-00 | NEGATIVES KABEL      | 1    |  |  |  |           |
| 39       | 2D1-83371-00 | SIGNALHORN           | 1    |  |  |  |           |
| 40       | 90465-10098  | SHELLE               | 1    |  |  |  |           |
| 41       | 4GY-83350-00 | BLINKERRELAIS KOMPL. | 1    |  |  |  |           |
| 42       | 5JJ-81950-20 | RELAIS KOMPL.        | 1    |  |  |  |           |
| 43       | 5JJ-81952-00 | .HALTER, RELAIS      | 1    |  |  |  |           |

NUMMERNVERZEICHNIS

| TEILE-NR.    | REF. NR. | TEILE-NR.       | REF. NR. | TEILE-NR.    | REF. NR. | TEILE-NR.    | REF. NR. | TEILE-NR.    | REF. NR. | TEILE-NR.       | REF. NR. |
|--------------|----------|-----------------|----------|--------------|----------|--------------|----------|--------------|----------|-----------------|----------|
| 2D1-11026-00 | C - 2    | 3FV-12153-20    | G - 2    | 5VY-1243A-00 | K - 2    | 5VY-13596-00 | D - 3    | 5DM-14936-00 | E - 3    | 2D1-16382-00    | B - 4    |
| 5VY-11101-20 | B - 2    | 3LN-12153-20    | G - 2    | 2D1-1243E-00 | K - 2    | 5VY-13597-00 | D - 3    | 22U-14952-00 | E - 3    | 5VY-16383-00    | B - 4    |
| 5VY-1111G-00 | B - 2    | 3FV-12153-30    | G - 2    | 5VY-1243F-00 | K - 2    | 5VY-13598-00 | D - 3    | 5PS-14987-00 | E - 3    | 5VY-16384-00    | B - 4    |
| 5VY-11133-10 | B - 2    | 3LN-12153-30    | G - 2    | 5VY-12443-10 | K - 3    | 2D1-13750-00 | E - 3    | 5VY-15100-01 | I - 3    | 4X7-16385-00    | B - 4    |
| 5VY-11134-10 | B - 2    | 1HX-12168-00    | F - 2    | 2D1-1244G-00 | K - 2    | 4B1-15113-00 | F - 3    | 4B1-15113-00 | K - 3    | 2D1-17121-00    | D - 4    |
| 5VY-11165-00 | K - 3    | 1HX-12168-20    | F - 2    | 5VY-12450-10 | I - 2    | 5VY-13898-00 | B - 3    | 5EB-15155-00 | I - 3    | 2D1-17131-00    | D - 4    |
| 2D1-11181-00 | B - 2    | 1HX-12168-40    | F - 2    | 5VY-12456-10 | I - 2    | 2D1-13907-00 | H - 5    | 5VY-15163-00 | D - 4    | 2D1-17151-00    | D - 4    |
| 5VY-11191-01 | B - 2    | 1HX-12168-60    | F - 2    | 2D1-12461-00 | K - 2    | 2D1-13971-00 | F - 3    | 5VY-15164-00 | J - 3    | 2D1-17161-00    | D - 4    |
| 5VY-11193-10 | B - 2    | 1HX-12168-80    | F - 2    | 22W-12462-00 | K - 2    | 5PW-14103-00 | F - 3    | 36Y-15189-00 | K - 3    | 5VY-17211-00    | E - 4    |
| 214-11198-01 | C - 3    | 1HX-12168-A0    | F - 2    | 2D1-12464-00 | L - 2    | 5JW-14104-00 | F - 3    | 4H7-15189-00 | K - 3    | 2D1-17221-00    | D - 4    |
| 5VY-11311-00 | D - 2    | 1HX-12168-F0    | F - 2    | 2D1-12467-00 | L - 2    | 4KM-14137-00 | E - 3    | 5PX-15189-00 | J - 3    | 5VY-17231-00    | E - 4    |
| 2D1-1133E-00 | H - 3    | 1HX-12168-H1    | F - 2    | 5VY-12469-00 | I - 2    | 5PS-14147-00 | F - 3    | 5VY-15191-00 | K - 6    | 5VY-17241-00    | D - 4    |
| 2D1-1133F-00 | H - 3    | 1HX-12168-K1    | F - 2    | 5GV-1246A-00 | K - 2    | 5VY-14171-00 | E - 3    | 5VY-15316-00 | I - 3    | 2D1-17251-00    | E - 4    |
| 5VY-11351-00 | D - 2    | 1HX-12168-M1    | F - 2    | 5VY-12481-10 | J - 2    | 5VY-14204-00 | E - 3    | 5PW-15361-00 | I - 3    | 2D1-17261-00    | D - 4    |
| 2D1-11411-00 | E - 2    | 1HX-12168-R1    | F - 2    | 2D1-12484-00 | J - 2    | 8CC-14216-10 | E - 3    | 3F9-15362-00 | J - 3    | 5VY-17402-00    | D - 4    |
| 5VY-11416-00 | E - 2    | 1HX-12168-U1    | F - 2    | 4XV-12485-00 | I - 2    | 3XV-14251-00 | E - 3    | 2D1-15393-00 | D - 3    | 5VY-17411-00    | D - 4    |
| 5VY-11416-10 | E - 2    | 1HX-12168-W1    | F - 2    | 5VY-12485-10 | K - 2    | 5PW-14251-00 | E - 3    | 5VY-15411-00 | J - 3    | 5VY-17442-00    | D - 4    |
| 5VY-11416-20 | E - 2    | 1HX-12168-Y1    | F - 2    | 1AA-12535-00 | K - 2    | 5PW-14349-00 | E - 3    | 2D1-15413-00 | K - 3    | 5VY-17446-00    | D - 4    |
| 5VY-11416-30 | E - 2    | 1HX-12169-11    | G - 2    | 2D1-12551-00 | L - 2    | 5SL-14349-00 | E - 3    | 2D1-15416-00 | J - 3    | 3CV-17460-00    | E - 4    |
| 5VY-11416-A0 | E - 2    | 1HX-12169-31    | G - 2    | 5VY-12576-00 | I - 2    | 5FL-14349-10 | E - 3    | 2D1-15418-00 | J - 3    | 2D1-18101-00    | G - 4    |
| 5VY-11445-00 | L - 3    | 1HX-12169-50    | G - 2    | 2D1-12578-00 | K - 2    | 5JW-14396-00 | E - 3    | 2D1-15421-00 | J - 3    | 2D1-18110-00    | G - 4    |
| 5VY-11478-00 | L - 3    | 1HX-12169-70    | G - 2    | 5VY-12579-00 | K - 2    | 2D1-14409-00 | D - 3    | 5VY-15431-00 | K - 3    | 2D1-18112-00    | G - 4    |
| 2D1-11537-00 | L - 3    | 1HX-12169-90    | G - 2    | 5VY-12588-00 | J - 2    | 2D1-1440B-00 | D - 3    | 2D1-15441-00 | K - 3    | 5EB-18113-00    | G - 4    |
| 5VY-11549-00 | E - 2    | 1HX-12169-E0    | G - 2    | 2D1-12589-00 | L - 2    | 2D1-14411-00 | D - 3    | 2D1-15451-10 | J - 3    |                 | J - 6    |
| 5VY-11603-01 | E - 2    | 1HX-12169-G0    | G - 2    | 2D1-12637-00 | I - 2    | 2D1-14413-00 | F - 3    | 5VY-15456-00 | K - 3    | 2D1-18115-00    | G - 4    |
| 5VY-11631-10 | E - 2    | 1HX-12169-J0    | G - 2    | 2D1-12675-00 | K - 2    | 2D1-14421-00 | D - 3    | 5VY-15461-00 | J - 3    | 5VX-18116-00    | G - 4    |
| 5VY-11633-00 | E - 2    | 1HX-12169-L0    | G - 2    | 5EB-12822-00 | C - 3    | 2D1-14451-00 | D - 3    | 5VY-15462-00 | K - 3    | 5VY-18127-10    | G - 4    |
| 5VY-11650-01 | E - 2    | 1HX-12169-N0    | G - 2    | 5VY-13117-10 | B - 3    | 2D1-14452-00 | D - 3    | 5VY-15515-00 | L - 3    | 5VY-18140-00    | G - 4    |
| 5VY-11654-01 | E - 2    | 1HX-12169-T0    | G - 2    | 2D1-13160-00 | E - 3    | 5VY-14457-00 | D - 3    | 5VY-15517-00 | L - 3    | 5VY-18144-00    | G - 4    |
| 2D1-11656-00 | E - 2    | 2D1-12170-00    | H - 2    | 5VY-13161-00 | C - 3    | 2D1-14462-00 | D - 3    | 5VY-15521-00 | L - 3    | 5VX-18154-00    | G - 4    |
| 2D1-11656-10 | E - 2    | 5VY-12176-00    | H - 2    | 5VY-1316E-00 | B - 3    | 2D1-14498-00 | D - 3    | 5VY-15542-00 | J - 3    | 2D1-18511-00    | F - 4    |
| 2D1-11656-20 | E - 2    | 2D1-12180-00    | H - 2    | 5VY-13310-10 | I - 2    | 5JW-14589-00 | E - 3    | 5VY-15570-00 | L - 3    | 2D1-18512-00    | F - 4    |
| 2D1-11656-30 | E - 2    | 5VY-12210-10    | H - 2    | 5VY-13336-00 | I - 2    | 2D1-14602-00 | H - 3    | 5VY-15586-00 | L - 3    | 5VY-18513-01    | F - 4    |
| 5VY-12111-00 | F - 2    | 2D1-12213-00    | H - 2    | 5VY-13354-00 | C - 4    | 4FM-14613-00 | H - 3    | 5VY-15589-00 | G - 7    | 5VY-18531-00    | F - 4    |
| 5VY-12112-00 | F - 2    | 5BE-12241-00    | B - 2    | 5VY-13355-00 | I - 2    | 2D1-14703-00 | H - 3    | 5VY-16150-00 | B - 4    | 5VY-18535-00    | F - 4    |
| 2D1-12113-00 | F - 2    | 5VY-12251-00    | H - 2    | 5VY-13410-00 | B - 3    | 2D1-14718-00 | H - 3    | 5VY-16154-00 | B - 4    | 5VY-18536-00    | F - 4    |
| 2D1-12114-00 | F - 2    | 5VY-12252-00    | H - 2    | 5VY-13414-10 | C - 3    | 5JW-14723-00 | G - 3    | 5VY-16155-00 | L - 3    | 5VY-18540-00    | F - 4    |
| 5NL-12116-00 | F - 2    | 5VY-12277-00    | F - 5    | 5VY-13416-00 | B - 3    | 5VY-14755-00 | H - 3    | 5VY-16164-00 | C - 4    | 136-18542-00    | F - 4    |
| 1HX-12117-00 | F - 2    | 2D1-12405-00    | K - 2    | 2D1-13417-00 | C - 3    | 2D1-14799-00 | H - 3    | 5VY-16181-00 | C - 4    | 5VY-18562-00    | F - 4    |
| 1WG-12117-00 | F - 2    | 2D1-12405-10    | K - 2    | 5VY-13418-10 | I - 3    | 2D1-14826-00 | H - 3    | 5VY-16321-00 | B - 4    | 2D1-21110-00-P0 | H - 4    |
| 1HX-12118-00 | F - 2    | 2D1-1240J-00-P0 | L - 2    | 5GH-13440-20 | C - 3    | 5VY-1482K-00 | B - 2    | 5VY-16325-00 | B - 4    | 2D1-21110-00-P1 | H - 4    |
| 1WG-12118-00 | F - 2    | 2D1-1240K-00-P0 | L - 2    | 5VY-13470-00 | C - 3    | 2D1-14840-00 | G - 3    | 5VY-16330-00 | B - 4    | 2D1-2117E-00    | J - 4    |
| 4SV-12119-00 | F - 2    | 2D1-12410-00    | K - 2    | 5JW-13473-00 | C - 3    | 5VY-14881-00 | G - 3    | 5VY-16331-00 | B - 4    | 2D1-2117G-00    | H - 4    |
| 4TV-12119-00 | F - 2    | 5LP-12411-00    | K - 2    | 5EB-13475-00 | C - 3    | 5VY-14882-00 | G - 3    | 5VY-16340-00 | B - 4    | 4XV-2117K-00    | J - 5    |
| 5VY-12121-00 | F - 2    | 5VY-12421-00    | I - 2    | 5VY-13490-00 | C - 3    | 5VY-14883-00 | G - 3    | 132-16346-00 | G - 4    | 2D1-2117N-00    | H - 4    |
| 3GM-12126-00 | F - 2    | 5VY-12422-00    | I - 2    | 5VY-13543-00 | F - 3    | 5SL-14890-10 | B - 2    | 5VY-16351-00 | B - 4    | 2D1-21190-00-P0 | H - 4    |
| 3FV-12153-09 | G - 2    | 11H-12438-10    | I - 2    | 8FP-13556-00 | F - 3    | 5VY-14899-00 | B - 2    | 4XV-16356-01 | B - 4    | 2D1-21190-00-P1 | H - 4    |
| 3LN-12153-09 | G - 2    | 4XV-12439-00    | I - 2    | 5VY-13595-00 | D - 3    | 5VY-14905-00 | F - 3    | 2D1-16370-00 | B - 4    | 2D1-21261-00    | K - 4    |

NUMMERNVERZEICHNIS

| TEILE-NR.       | REF. NR. | TEILE-NR.       | REF. NR. | TEILE-NR.       | REF. NR. | TEILE-NR.    | REF. NR. | TEILE-NR.    | REF. NR. | TEILE-NR.    | REF. NR. |
|-----------------|----------|-----------------|----------|-----------------|----------|--------------|----------|--------------|----------|--------------|----------|
| 2D1-21268-10    | I - 4    | 2D1-22141-00    | C - 5    | 2D1-2414H-00    | I - 5    | 5VY-25388-00 | B - 6    | 3GM-25925-00 | L - 5    | 3AJ-81801-00 | L - 6    |
| 2D1-21287-00    | H - 4    | 2D1-22151-00    | B - 5    | 2D1-2414K-00    | I - 5    | 5VY-25389-00 | B - 6    | 5SL-25926-00 | D - 6    | 2D1-81815-00 | L - 6    |
| 2D1-21341-01    | J - 5    | 2D1-2217A-00    | B - 5    | 2D1-2414N-00    | I - 5    | 5MT-25398-00 | K - 5    | 2D1-26111-10 | E - 6    | 2D1-81826-00 | L - 6    |
| 2D1-21345-00    | H - 4    | 2D1-2217M-00    | B - 5    | 2D1-2414P-00    | I - 5    |              | B - 6    | 5PS-26133-20 | E - 6    | 4XV-8182A-00 | L - 6    |
| 3YX-21376-00    | H - 4    | 2D1-22184-00    | B - 5    | 2D1-2414R-00    | I - 5    | 5MT-25398-10 | K - 5    | 4YR-26240-02 | E - 6    | 11H-81844-00 | L - 6    |
| 4XV-21376-00    | J - 4    | 2D1-22210-00    | D - 5    | 3ME-2415E-01    | I - 5    |              | B - 6    | 4YR-26241-02 | E - 6    | 1FK-81847-00 | L - 6    |
| 2D1-21399-00    | H - 4    | 5SL-22311-00    | B - 5    | 2D1-24181-00    | I - 5    | 5MT-25398-20 | K - 5    | 2D1-26246-00 | E - 6    | 2D1-81890-00 | L - 6    |
| 2D1-2139U-00    | L - 2    | 2D1-23102-00    | F - 5    | 3MA-24181-00    | H - 3    |              | B - 6    | 2D1-26280-00 | E - 6    | 2C0-81940-00 | I - 7    |
| 2D1-2144G-00    | H - 6    | 2D1-23103-00    | F - 5    | 5VX-24181-00    | H - 5    | 2D1-25445-20 | B - 6    | 3LN-26281-01 | E - 6    | 5JJ-81950-20 | I - 7    |
| 5EB-21495-00    | H - 4    | 2D1-23110-00    | F - 5    | 5VY-24181-00    | H - 5    | 2D1-2580T-00 | L - 5    | 4BP-26282-00 | E - 6    | 5VK-81950-40 | I - 7    |
| 5PW-21511-00-P2 | J - 4    | 2D1-23111-00    | F - 5    | 2D1-24184-00    | H - 4    | 2D1-2580U-00 | L - 5    | 2D1-26290-00 | E - 6    | 5JJ-81952-00 | I - 7    |
| 5PW-21511-00-P6 | J - 4    | 5VY-23118-00    | F - 5    | 2D1-24185-00    | H - 4    | 2D1-2580W-00 | D - 6    | 2D1-26302-00 | E - 6    | 1D7-81960-00 | I - 7    |
| 5PW-21511-00-P9 | J - 4    | 2D1-23120-00    | F - 5    | 2D1-24192-00    | H - 5    | 2D1-2581T-00 | L - 5    | 5VS-26332-00 | F - 6    | 2D1-82100-00 | I - 7    |
| 5PA-21568-00    | I - 5    | 2D1-23121-00-P0 | D - 7    | 2D1-24315-00    | H - 5    | 5SL-25827-00 | D - 6    | 2D1-26335-00 | E - 6    | 5SL-82113-00 | I - 7    |
| 2D1-21575-00    | I - 4    | 4KM-23123-01    | G - 5    | 2D1-24316-00    | H - 5    | 5SL-25827-10 | D - 6    | 278-27114-00 | J - 5    | 2D1-82116-00 | J - 7    |
| 2D1-21611-00    | K - 4    | 2D1-23131-00-P0 | D - 7    | 2D1-24317-00    | H - 5    | 5SL-25828-00 | D - 6    | 5VX-27114-00 | G - 6    | 5SL-82119-10 | I - 7    |
| 2D1-21629-00    | K - 4    | 2D1-23136-00    | F - 5    | 68V-24376-00    | E - 3    | 2D1-2582A-00 | J - 6    | 3C3-27151-01 | I - 4    | 2D1-82122-00 | J - 4    |
| 5YU-2162A-00    | I - 7    | 2D1-23141-00    | F - 5    | 5JW-24486-00    | H - 5    | 2D1-2582W-00 | D - 6    | 2D1-27211-00 | J - 6    | 2D1-82129-00 | I - 7    |
| 2D1-21639-00    | K - 4    | 4PU-23144-00    | F - 5    | 2D1-24491-00    | H - 5    | 5SL-25838-00 | D - 6    | 4BP-27222-01 | J - 6    | 2D1-8212B-00 | J - 4    |
| 5YU-21639-00    | I - 4    | 4PU-23145-01    | F - 5    | 5JJ-24602-00    | H - 5    | 2D1-2583V-00 | J - 6    | 2D1-27267-00 | I - 4    | 18G-82131-00 | J - 5    |
| 2D1-2163A-00    | J - 4    | 5PW-23146-00    | F - 5    | 2D1-24665-00    | J - 5    | 5SL-24665-00 | J - 6    | 2D1-27311-00 | G - 6    | 2D1-82131-00 | I - 7    |
| 2D1-2163G-00    | K - 4    | 3XJ-23147-L0    | F - 5    | 2D1-24710-00    | J - 5    | 5VS-25852-00 | F - 6    | 2D1-27321-00 | G - 6    | 36Y-82151-00 | I - 7    |
| 2D1-2163G-10    | K - 4    | 4V4-23153-L0    | F - 5    | 2D1-24711-00    | J - 5    | 5SL-25854-00 | J - 6    | 2D1-27410-00 | G - 6    | 5JJ-82151-10 | I - 7    |
| 2D1-2163G-20    | K - 4    | 509-23158-L0    | F - 5    | 4HM-24728-00    | J - 5    | 5VS-25854-00 | F - 6    | 4BP-27413-00 | G - 6    | 5JW-82151-10 | I - 7    |
| 2D1-21646-00    | J - 4    | 2D1-23170-00    | F - 5    | 22W-24741-00    | K - 4    | 5SL-25855-00 | J - 6    | 1HX-27415-00 | G - 6    | 5JJ-82151-30 | I - 7    |
| 2D1-21649-00    | K - 4    | 2D1-23170-10    | F - 5    | 5BN-24741-00    | J - 5    | 5VS-25855-00 | F - 6    | 2D1-2741L-00 | H - 6    | 2D1-82176-00 | I - 7    |
| 2D1-21650-00    | C - 5    | 5UX-23181-00    | F - 5    | 2D1-24747-00    | J - 4    | 4BP-2585F-00 | J - 6    | 2D1-27420-00 | G - 6    | 2D1-82309-00 | G - 7    |
| 2D1-21651-00-P0 | J - 4    | 2D1-23340-00    | G - 5    | 2D1-24750-00    | J - 5    | 3LN-2585G-00 | J - 6    | 1NL-27424-00 | G - 6    | 5VY-82310-00 | G - 7    |
| 2D1-21651-00-P1 | J - 4    | 3LC-23357-00    | F - 5    | 2D1-24751-00    | J - 5    | 5VS-25867-00 | F - 6    | 36Y-27424-01 | I - 6    | 1C7-82380-00 | E - 3    |
| 2D1-21651-00-P2 | J - 4    | 2D1-23377-00    | F - 6    | 2D1-2476U-00    | J - 5    | 2D1-25872-00 | F - 6    | 2D1-27425-01 | I - 4    | 2C0-82380-00 | G - 7    |
| 5VY-21668-00    | C - 5    | 2D1-23405-00    | E - 5    | 2D1-2476V-00    | J - 5    | 2D1-25874-00 | J - 6    | 2D1-2742L-00 | H - 6    | 2D1-82386-00 | E - 3    |
| 2D1-21669-00    | J - 4    | 4XV-23415-01    | E - 5    | 2D1-24780-00    | J - 5    | 2D1-25875-00 | F - 6    | 3VR-27431-01 | H - 6    | 5SL-82511-08 | I - 7    |
| 2D1-21688-00    | K - 4    | 4XV-23418-00    | E - 5    | 4BP-24780-00    | J - 5    | 2D1-25876-00 | F - 6    | 5VX-27437-00 | H - 6    | 2D1-82530-00 | I - 7    |
| 2D1-21711-00    | L - 4    | 4XV-2341B-00    | E - 5    | 2D1-24785-00    | J - 5    | 2D1-25886-00 | J - 6    | 3VR-27441-01 | H - 6    | 3GB-82540-01 | G - 7    |
| 2D1-21719-00    | L - 4    | 4PX-23426-00    | I - 4    | 2D1-2478E-00    | J - 5    | 2D1-25887-00 | B - 5    | 2D1-27442-00 | G - 6    | 2D1-8255P-00 | I - 7    |
| 2D1-2171A-00-P0 | H - 5    | 3VD-23434-00    | E - 5    | 4BP-24792-00    | J - 5    | 2D1-25894-00 | J - 6    | 2D1-27443-00 | H - 6    | 5VS-82566-61 | I - 7    |
| 2D1-2171A-00-P1 | I - 5    | 4JH-23434-00    | E - 6    | 4XV-25117-00    | K - 5    | 2D1-25895-00 | J - 6    | 2D1-27486-00 | G - 6    | 5PS-82576-01 | J - 7    |
| 2D1-2171A-00-P2 | I - 5    | 2D1-23441-00    | E - 5    | 5VY-25168-00-98 | K - 5    | 5VS-2589F-00 | F - 6    | 2D1-27487-00 | H - 6    | 2D1-82589-00 | J - 7    |
| 2D1-21721-00    | L - 4    | 2D1-23442-00    | E - 5    | 5VY-25168-00-P0 | K - 5    | 5VS-2589H-00 | F - 6    | 2D1-28100-00 | K - 4    | 2D1-82590-00 | I - 7    |
| 5PW-2174X-00    | J - 4    | 5YU-23445-00    | E - 5    | 4XV-25181-00    | K - 5    | 5SL-25914-00 | D - 6    | 2D1-28199-G0 | K - 4    | 1UA-82591-00 | H - 4    |
| 2D1-2174Y-00    | H - 4    | 3FV-23462-00    | E - 5    | 5PW-25317-00    | B - 6    | 5DH-25916-00 | D - 6    | 2D1-28345-00 | I - 5    |              | J - 7    |
| 26H-21828-00    | L - 4    | 2D1-23857-00    | F - 6    | 5VY-25338-00-98 | B - 6    | 3JD-25917-00 | D - 6    | 4XV-2834E-00 | I - 5    | 2D1-82910-00 | F - 7    |
| 2D1-21871-00    | L - 4    | 2D1-24106-00    | I - 5    | 5VY-25338-00-P0 | B - 6    | 5SL-25917-00 | D - 6    | 4KN-2836B-10 | K - 4    | 3YX-82917-01 | F - 7    |
| 5VY-21875-00    | L - 4    | 2D1-24108-00    | I - 5    | 5VX-25364-00    | B - 6    | 4SV-25919-00 | L - 5    | 2D1-283E0-00 | D - 7    | 5PW-83310-01 | B - 7    |
| 2D1-22110-00    | B - 5    | 2D1-24129-00    | I - 4    | 2D1-25366-00    | B - 6    | 5SL-25919-00 | D - 6    | 2D1-81410-00 | K - 6    | 1KH-83311-00 | B - 7    |
| 2D1-22110-10    | B - 5    | 2D1-2412G-00    | H - 5    | 2D1-25377-00    | B - 6    | 5VX-25921-50 | D - 6    | 5VY-81450-00 | K - 6    | 2C0-83318-00 | B - 7    |
| 2D1-22117-00    | B - 5    | 2D1-24139-00    | I - 4    | 2D1-25381-00    | B - 6    | 4SV-25924-00 | L - 5    | 5VY-81670-01 | G - 7    | 5PW-83320-01 | B - 7    |
| 5JJ-22128-00    | B - 5    | 5SL-2413B-00    | I - 5    | 2D1-25383-00    | B - 6    | 8CR-25924-00 | D - 6    | 2D1-81673-00 | G - 7    | 2D1-83330-20 | B - 7    |

NUMMERNVERZEICHNIS

| TEILE-NR.    | REF. NR. | TEILE-NR.       | REF. NR. | TEILE-NR.   | REF. NR. | TEILE-NR.   | REF. NR. | TEILE-NR.   | REF. NR. | TEILE-NR.   | REF. NR. |
|--------------|----------|-----------------|----------|-------------|----------|-------------|----------|-------------|----------|-------------|----------|
| 5PW-8333A-00 | B - 7    | 1J3-W0048-00    | L - 5    | 90110-06112 | J - 3    | 90151-06022 | K - 3    | 90201-12575 | G - 4    | 90387-10043 | C - 5    |
| 2D1-83340-20 | B - 7    | 1UY-W0048-00    | D - 6    | 90110-06161 | J - 2    | 90153-06002 | J - 2    | 90201-12790 | G - 7    |             | D - 5    |
| 5PW-8334A-00 | B - 7    | 4SV-W0057-00    | L - 5    |             | B - 3    | 90154-05012 | H - 5    | 90201-16020 | G - 6    | 90387-10050 | G - 6    |
| 4GY-83350-00 | J - 7    | 5SL-W0057-00    | D - 6    |             | I - 3    | 90157-05025 | G - 6    | 90201-18013 | C - 5    | 90387-1012A | B - 5    |
| 2D1-83371-00 | J - 7    | 4SV-W0057-10    | L - 5    |             | G - 7    | 90157-10001 | H - 4    | 90201-20016 | L - 3    |             | D - 5    |
| 2D1-83500-00 | C - 7    | 2TV-W2470-00    | J - 5    | 90110-06164 | D - 4    | 90159-05011 | E - 7    | 90201-20017 | L - 3    | 90387-10636 | I - 6    |
| 4XV-83513-00 | C - 7    | 2D1-W2587-00    | F - 6    | 90110-06167 | I - 2    | 90159-05083 | J - 4    | 90201-25020 | C - 6    | 90387-1211D | G - 4    |
|              | D - 7    | 2D1-W8250-00    | I - 7    | 90110-06168 | K - 2    | 90159-06026 | B - 4    | 90201-257H0 | E - 4    | 90387-22002 | K - 5    |
|              | C - 7    | 2D1-Y2410-00-01 | H - 5    |             | K - 3    | 90164-05014 | C - 7    | 90201-281U8 | E - 5    | 90387-25007 | D - 4    |
| 4XV-83755-02 | G - 7    | 2D1-YK241-00-P0 | H - 5    | 90110-06169 | C - 3    |             | D - 7    | 90202-05088 | I - 5    | 90387-25008 | E - 4    |
| 4XV-83912-11 | F - 7    | 2D1-YK241-00-P1 | H - 5    | 90110-06173 | B - 3    |             | E - 7    | 90202-05224 | I - 5    | 90387-28001 | B - 6    |
| 5JJ-83913-00 | F - 7    | 90101-08013     | C - 6    | 90110-06174 | J - 2    | 90167-05076 | C - 7    | 90202-30235 | E - 5    | 90387-28003 | D - 4    |
| 5VS-83922-00 | F - 6    | 90101-10004     | I - 4    | 90110-06175 | G - 7    | 90170-06228 | G - 4    | 90206-17084 | G - 6    | 90387-28004 | D - 4    |
| 4XV-83945-00 | F - 7    | 90101-10006     | G - 6    | 90110-06176 | L - 3    | 90170-08010 | J - 6    | 90208-20001 | B - 4    | 90387-31003 | D - 4    |
| 5LV-83951-00 | F - 7    | 90105-06026     | B - 2    | 90110-06178 | B - 2    | 90176-06014 | K - 2    | 90209-08295 | G - 6    | 90401-10172 | F - 6    |
| 2D1-83969-00 | F - 7    | 90105-06048     | D - 7    | 90110-06182 | B - 3    | 90176-10075 | B - 2    | 90209-25011 | D - 4    |             | J - 6    |
| 2D1-83975-00 | F - 7    | 90105-06065     | I - 2    |             | C - 3    | 90176-28083 | E - 5    | 90209-28008 | D - 4    | 90401-20145 | C - 3    |
| 4HM-83980-00 | F - 6    | 90105-06066     | I - 2    |             | K - 3    | 90179-05003 | I - 5    | 90214-25003 | D - 4    | 90413-07007 | H - 5    |
| 2D1-84300-00 | D - 7    | 90105-06078     | K - 6    |             | F - 4    | 90179-08410 | H - 3    | 90214-25004 | D - 4    | 90413-07023 | K - 2    |
| 4K0-84314-G0 | D - 7    | 90105-060A6     | D - 7    | 90110-06233 | I - 5    | 90179-10006 | B - 2    | 90214-28002 | E - 4    | 90430-06014 | B - 2    |
| 5DM-84347-00 | D - 7    | 90105-07006     | H - 2    | 90110-06255 | J - 3    | 90179-10696 | H - 4    | 90214-29002 | D - 4    |             | J - 2    |
| 2D1-84359-00 | D - 7    | 90105-08101     | I - 3    | 90110-08068 | J - 3    | 90179-20007 | B - 4    | 90215-30233 | E - 4    | 90430-06166 | I - 3    |
| 5JW-84397-00 | D - 7    | 90105-10030     | C - 5    | 90110-08071 | G - 6    | 90179-22011 | E - 4    | 90240-08124 | J - 6    | 90430-08143 | J - 3    |
| 2D1-84710-00 | E - 7    | 90105-10290     | G - 7    | 90110-10005 | H - 4    | 90179-30691 | E - 5    | 90269-06001 | H - 4    | 90430-10005 | F - 6    |
| 1A2-84714-41 | E - 7    | 90105-10323     | C - 5    | 90110-10010 | G - 6    | 90183-04039 | J - 7    | 90269-06003 | I - 4    |             | J - 6    |
| 2D1-84735-00 | E - 7    |                 | D - 5    | 90111-05015 | G - 6    | 90183-05024 | J - 4    | 90269-07007 | B - 5    | 90430-10148 | G - 7    |
| 2D1-84736-00 | E - 7    | 90105-10638     | L - 5    | 90111-05019 | I - 5    | 90185-10009 | B - 6    | 90269-07008 | B - 5    | 90445-08022 | L - 4    |
| 2D1-84737-00 | E - 7    | 90109-05005     | D - 3    | 90111-05024 | I - 5    | 90185-10037 | G - 6    | 90269-07076 | K - 4    | 90445-087K6 | L - 4    |
| 4HC-84744-00 | E - 7    | 90109-06014     | K - 3    | 90111-06019 | G - 4    | 90185-18167 | C - 5    | 90269-07077 | J - 4    | 90445-19002 | G - 6    |
| 2D1-84745-00 | E - 7    | 90109-06015     | L - 2    |             | I - 4    | 90185-24007 | C - 6    | 90282-03001 | G - 7    | 90446-15386 | J - 6    |
| 3Y6-85130-02 | K - 4    |                 | K - 3    | 90111-06031 | L - 2    | 90201-047A2 | J - 7    | 90338-08163 | E - 5    | 90450-22017 | L - 2    |
| 5VY-85720-00 | G - 7    | 90109-06016     | J - 3    | 90111-06043 | J - 4    | 90201-05017 | H - 3    | 90340-12003 | K - 3    | 90450-32001 | J - 2    |
| 8CC-85790-01 | G - 7    | 90109-06031     | J - 3    | 90111-06060 | H - 3    | 90201-05725 | K - 4    | 90340-14132 | C - 3    |             | L - 2    |
| 2D1-85820-00 | G - 7    |                 | J - 4    | 90111-06078 | L - 2    | 90201-06034 | B - 2    | 90340-18002 | B - 2    | 90450-35001 | K - 2    |
| 5VY-85829-00 | G - 7    | 90109-06078     | D - 7    | 90116-10020 | I - 3    | 90201-06079 | J - 2    | 90340-32004 | J - 3    | 90450-38040 | I - 2    |
| 5VY-85850-00 | E - 3    | 90109-06100     | I - 3    | 90116-10023 | I - 3    | 90201-060A3 | H - 5    | 90387-05031 | E - 7    |             | K - 2    |
| 5FL-85885-02 | E - 3    | 90109-063F1     | J - 4    | 90116-10485 | B - 6    | 90201-06431 | J - 3    | 90387-06009 | B - 5    | 90450-62002 | D - 3    |
| 8FP-85886-00 | D - 3    | 90109-066F0     | B - 2    | 90119-05020 | J - 6    | 90201-06589 | L - 3    | 90387-0600V | C - 5    | 90461-10010 | H - 5    |
| 5VY-85896-00 | G - 7    | 90109-067E6     | L - 2    | 90119-06228 | L - 4    | 90201-08057 | C - 6    | 90387-06026 | I - 4    | 90462-08039 | G - 7    |
| 2D1-8591A-00 | I - 7    | 90109-080G5     | J - 7    | 90119-09003 | I - 3    | 90201-08083 | J - 6    | 90387-06112 | J - 2    | 90464-04001 | H - 3    |
| 2D1-8592A-00 | H - 3    | 90109-083E2     | G - 6    | 90149-06006 | J - 5    | 90201-10008 | H - 4    | 90387-06130 | B - 5    | 90464-07259 | J - 4    |
| 2D1-W0041-00 | F - 6    | 90109-085G6     | I - 6    | 90149-06026 | H - 4    | 90201-10021 | B - 6    | 90387-061W6 | H - 5    | 90464-07M40 | L - 4    |
| 5VX-W0042-50 | J - 6    | 90109-103A9     | G - 6    | 90149-06043 | L - 5    | 90201-10029 | C - 4    | 90387-062M9 | L - 4    | 90464-10008 | E - 6    |
| 5SL-W0045-00 | L - 5    | 90110-05014     | H - 5    | 90149-06064 | J - 3    | 90201-10033 | B - 2    | 90387-062Y6 | I - 5    | 90464-12010 | J - 7    |
| 5VX-W0046-00 | D - 6    | 90110-05112     | H - 5    | 90149-06067 | K - 6    | 90201-10039 | G - 7    | 90387-065J6 | J - 4    | 90464-12036 | J - 7    |
| 5SL-W0047-00 | D - 6    | 90110-06102     | B - 5    | 90149-06165 | L - 4    | 90201-10141 | E - 5    | 90387-06M60 | H - 3    | 90464-13073 | K - 2    |
| 3GM-W0047-10 | L - 5    | 90110-06108     | K - 3    | 90149-06302 | C - 5    | 90201-101J1 | G - 6    | 90387-07391 | L - 2    |             | J - 7    |
| 3MA-W0047-10 | L - 5    | 90110-06110     | H - 3    | 90149-08009 | D - 6    | 90201-10669 | I - 6    | 90387-0804S | G - 4    | 90464-15192 | D - 7    |

NUMMERNVERZEICHNIS

| TEILE-NR.   | REF. NR. | TEILE-NR.   | REF. NR. | TEILE-NR.   | REF. NR. | TEILE-NR.   | REF. NR. | TEILE-NR.   | REF. NR. | TEILE-NR. | REF. NR. |
|-------------|----------|-------------|----------|-------------|----------|-------------|----------|-------------|----------|-----------|----------|
| 90464-16021 | J - 4    | 91314-06020 | H - 2    | 93210-18397 | L - 3    | 94119-17062 | B - 6    | 97702-50025 | D - 3    |           |          |
| 90464-17003 | B - 5    | 91314-06105 | B - 2    | 93210-22298 | B - 3    | 94580-25078 | B - 3    | 97702-50514 | G - 7    |           |          |
| 90464-23002 | L - 2    | 91314-08030 | E - 5    | 93210-22382 | J - 3    | 94582-10122 | C - 6    | 97702-50520 | D - 3    |           |          |
| 90464-28003 | G - 3    |             | G - 5    | 93210-235A1 | J - 2    | 94591-60122 | H - 2    | 97702-60520 | H - 7    |           |          |
| 90464-30040 | F - 3    | 91314-08040 | G - 5    |             | K - 2    | 94682-05031 | C - 6    | 97706-04012 | B - 7    |           |          |
| 90464-51001 | G - 7    | 91317-04025 | J - 7    | 93210-27194 | J - 3    | 94701-00403 | B - 2    |             | E - 7    |           |          |
| 90465-08053 | G - 7    | 91317-05010 | H - 5    | 93210-27370 | J - 2    | 95022-06016 | G - 7    | 97707-50014 | D - 7    |           |          |
| 90465-08054 | G - 7    | 91317-05020 | E - 6    | 93210-32172 | J - 3    | 95022-06020 | G - 4    | 97707-50016 | K - 4    |           |          |
| 90465-10098 | F - 6    | 91317-05025 | E - 6    | 93210-357A2 | I - 2    | 95024-06012 | B - 2    | 98502-04012 | F - 6    |           |          |
|             | J - 7    | 91317-06016 | H - 5    | 93210-47675 | I - 2    | 95024-06025 | I - 2    | 98502-05014 | E - 3    |           |          |
| 90467-08075 | L - 4    | 91317-06050 | E - 6    | 93210-49046 | K - 2    | 95024-10040 | H - 4    | 98502-06012 | E - 3    |           |          |
| 90467-09006 | H - 5    | 91317-06090 | H - 5    | 93210-57003 | K - 3    | 95027-06008 | I - 7    | 98507-03016 | E - 3    |           |          |
| 90467-11090 | K - 2    | 91317-08030 | E - 5    | 93305-20605 | D - 4    | 95027-06020 | F - 7    | 98507-04010 | F - 7    |           |          |
| 90467-120A3 | J - 6    | 91380-06014 | H - 3    | 93306-00106 | I - 2    | 95027-10016 | I - 4    | 98507-05022 | F - 7    |           |          |
| 90467-14015 | D - 3    |             | K - 3    |             | F - 4    | 95302-08600 | C - 6    | 98507-05030 | F - 7    |           |          |
| 90467-14171 | D - 3    | 91401-20012 | J - 6    | 93306-00304 | B - 4    | 95304-06700 | G - 4    | 98507-05045 | F - 7    |           |          |
| 90467-17128 | G - 3    | 91401-25015 | H - 6    | 93306-00420 | K - 5    | 95602-05100 | E - 7    | 98507-06008 | H - 6    |           |          |
| 90467-180A0 | G - 3    | 91492-12010 | E - 3    | 93306-20124 | J - 3    | 95604-10200 | H - 4    | 98507-06020 | F - 3    |           |          |
| 90467-18172 | G - 3    | 91702-08040 | H - 6    | 93306-20230 | L - 3    | 95607-05100 | K - 4    | 98704-03020 | F - 7    |           |          |
| 90467-200A0 | J - 2    | 91808-16023 | B - 2    | 93306-20531 | B - 6    | 95607-05200 | I - 7    | 98902-06012 | J - 4    |           |          |
|             | L - 2    | 91808-30031 | I - 2    | 93306-205A2 | E - 4    | 95607-06200 | J - 4    | 98907-05008 | H - 5    |           |          |
| 90468-12069 | E - 2    | 92012-06014 | B - 5    | 93306-20652 | D - 4    |             | J - 5    | 99001-07600 | B - 4    |           |          |
| 90480-01333 | H - 4    | 92014-08012 | J - 3    | 93306-27208 | D - 4    |             | F - 7    | 99002-10600 | G - 4    |           |          |
| 90480-01559 | L - 4    | 92014-08020 | J - 6    | 93310-232R9 | B - 4    | 95607-10200 | I - 4    | 99009-10400 | C - 4    |           |          |
| 90480-08264 | D - 3    | 92017-05030 | I - 7    | 93315-31502 | B - 4    |             | C - 5    | 99480-10018 | J - 3    |           |          |
| 90480-11009 | E - 7    | 92502-06010 | E - 3    | 93315-31758 | B - 5    |             | D - 5    | 99530-08012 | C - 3    |           |          |
| 90480-12003 | C - 5    | 92902-04100 | F - 6    | 93315-41762 | B - 5    |             | E - 5    | 99530-10014 | I - 3    |           |          |
| 90480-12010 | J - 2    | 92902-04600 | F - 6    | 93315-42536 | B - 5    | 95612-08625 | B - 2    | 99530-10114 | B - 2    |           |          |
| 90480-12072 | J - 4    | 92907-05200 | E - 7    | 93317-11096 | B - 4    | 95617-06100 | F - 6    |             | D - 2    |           |          |
| 90480-12314 | I - 5    | 92907-08600 | B - 4    | 93317-11295 | G - 4    | 95702-06500 | H - 3    |             |          |           |          |
| 90480-13004 | K - 4    | 92907-10200 | E - 5    | 93317-33590 | B - 6    |             | J - 5    |             |          |           |          |
| 90480-13010 | B - 3    | 92990-03100 | E - 3    | 93317-42599 | B - 5    | 95707-06500 | F - 6    |             |          |           |          |
| 90480-13014 | K - 3    | 92990-06600 | H - 3    | 93399-99932 | E - 5    | 95807-06012 | L - 2    |             |          |           |          |
| 90480-14013 | I - 4    | 93101-12004 | G - 4    | 93399-99957 | E - 5    | 95812-06050 | I - 3    |             |          |           |          |
| 90480-14604 | H - 3    | 93102-12372 | I - 2    | 93420-61M07 | B - 6    | 95812-06060 | I - 3    |             |          |           |          |
| 90480-15363 | K - 2    | 93102-15212 | B - 4    | 93440-28184 | D - 4    | 95812-06070 | I - 3    |             |          |           |          |
| 90480-18276 | E - 7    | 93102-40330 | E - 4    | 93440-31187 | D - 4    | 95812-08016 | I - 4    |             |          |           |          |
| 90480-20001 | L - 4    | 93106-28043 | K - 5    | 93440-52009 | E - 4    | 95812-08035 | H - 3    |             |          |           |          |
| 90501-064L1 | F - 4    | 93106-40013 | B - 6    | 93440-62032 | E - 4    | 95812-08050 | I - 3    |             |          |           |          |
| 90501-12743 | H - 6    | 93109-17071 | B - 5    | 93501-04011 | H - 6    | 95812-08060 | I - 3    |             |          |           |          |
| 90501-230A0 | B - 4    | 93210-04092 | I - 3    | 93603-12007 | I - 2    | 95814-08030 | H - 3    |             |          |           |          |
| 90506-18008 | G - 6    | 93210-06667 | J - 2    | 93603-17070 | I - 2    | 95814-10040 | I - 6    |             |          |           |          |
| 90506-20014 | J - 6    |             | B - 3    | 93605-10108 | J - 3    | 95817-06012 | F - 6    |             |          |           |          |
| 90508-16040 | B - 4    | 93210-09165 | B - 3    | 93607-44190 | H - 2    | 95817-08025 | K - 4    |             |          |           |          |
| 90508-32020 | G - 4    | 93210-14003 | B - 3    | 93610-20189 | J - 3    | 95822-06025 | I - 7    |             |          |           |          |
| 91312-06025 | C - 3    |             | I - 3    | 93900-00030 | K - 5    | 95827-06020 | K - 4    |             |          |           |          |
| 91312-06040 | I - 2    | 93210-15566 | C - 3    |             | B - 6    |             | J - 5    |             |          |           |          |
| 91312-06080 | L - 6    | 93210-16325 | K - 3    | 94112-17094 | K - 5    | 95827-08012 | K - 4    |             |          |           |          |